

## **PROFORMA FOR ANNUAL REPORT 2018-19 (April 2018 to March 2019)**

### **1. GENERAL INFORMATION ABOUT THE KVK**

#### 1.1. Name and address of KVK with phone, fax and e-mail

Address	Telephone		E mail
	Office	FAX	
Krishi Vigyan Kendra, At/Po- Sakhigopal, Dist- Puri, Pin-752014, Odisha	06752273960	06752273960	<a href="mailto:kvkpuri.ouat@gmail.com">kvkpuri.ouat@gmail.com</a> , <a href="mailto:purikvk@yahoo.co.in">purikvk@yahoo.co.in</a>

#### 1.2 .Name and address of host organization with phone, fax and e-mail

Address	Telephone		E mail
	Office	FAX	
Orissa University of Agriculture & Technology Bhubaneswar-751003, Odisha, India.	(0674)- 2397970/ 2397818/ 2397719/ 2397669 / 2397719 / 2397919 / 2397868		registrarouat@gmail.com

#### 1.3. Name of Senior Scientist and Head with phone & mobile No.

Name	Telephone / Contact		
	Residence	Mobile	Email
Dr.Sanjay Kumar Mohanty	-	9437368659	<a href="mailto:sanjay.mohanty139@gmail.com">sanjay.mohanty139@gmail.com</a>

#### 1.4. Year of sanction of KVK: 2006

1.5. Staff Position (as on 1<sup>st</sup> April, 2018)

Sl. No.	Sanctioned post	Name of the incumbent	Designation	Discipline/	Pay Scale with present basic	Date of joining	Permanent/Temporary	Category (SC/ST/OBC/Others)
1	Senior Scientist & Head	Dr.Sanjay Kumar Mohanty	Senior Scientist & Head	Entomology	22320-39100	15.09.17	Regular	Others
2	Subject Matter Specialist	Dr.Sumita Acharya	Scientist (H.Sc.)	Home Science	15600-39100	18.06.18	Regular	Others
3	Subject Matter Specialist	Mrs Dipsikha Paramjita	Scientist (Agril.Engg.)	Agriculture Engineering	15600-39100	23.11.18	Regular	Others
4	Subject Matter Specialist	Sri Manas Ranjan Behera	S.M.S(Fishery)	Fishery	15600-39100	18.07.18	Regular	Others
5	Subject Matter Specialist	Ms Sonita Rani Sethy	S.M.S.(Agril.Extn.)	Agriculture Extension	15600-39100	13.08.18	Regular	Others
6	Subject Matter Specialist	Vacant					Vacant	
7	Subject Matter Specialist	Vacant					Vacant	
8	Programme Assistant	Vacant					Vacant	
9	Computer Programmer	Mrs Puspanjali Mishra	Prog.Asst(Comp.)	Computer	9300-34800	17.08.15	Regular	Others
10	Farm Manager	Mrs Neeva Mohapatra	Farm Manager	Plant physiology	9300-34800	29.12.15	Regular	Others
11	Accountant / Superintendent	Vacant					Vacant	
12	Stenographer	Sri Bibhu prasad Dash	Steno cum computer operartor	-	5200-20200	1.8.12	Regular	Others
13.	Driver	Sri Nirakar Pradhan	Driver cum Mechanic		5200-20200	1.09.15	Regular	Others
14.	Driver	Sri Jitendra Pradhan	Driver cum Mechanic		5200-20200	12.08.16	Regular	Others
15.	Supporting staff	Sri Babaji Sethi	Peon cum Watchman		4440-7440	7.8.08	Regular	SC
16.	Supporting staff	Sri Brajabandhu Sahani	Peon cum Watchman		4440-7440	8.8.08	Regular	Others

1.6. Total land with KVK (in ha) :

S. No.	Item	Area (ha)
1	Under Buildings	Admin building 0.0258, Farmers' hostel- 0.0305
2.	Under Demonstration Units	0.0081
3.	Under Crops	13
4.	Orchard/Agro-forestry	0
5.	Others with details	Pond 0.32
	Road & unutilized	2.61
	Total	16

*Total area should be matched with breakup*

1.7. Infrastructure Development:

A) Buildings and others

S. No.	Name of infrastructure	Not yet started	Completed up to plinth level	Completed up to lintel level	Completed up to roof level	Totally completed	Plinth area (sq.m)	Under use or not*	Source of funding
1.	Administrative Building		√ (Pilling completed)						ICAR
2.	Farmers Hostel	√							ICAR
3.	Staff Quarters (6)	Nil							
4.	Piggery unit	Nil							
5	Fencing	Yes							RKVY
6	Rain Water harvesting structure	Nil							
7	Threshing floor	Nil							
8	Farm godown	Nil							
9.	Dairy unit				√ (damaged by FANI)				ICAR
10.	Poultry unit				√ (damaged by FANI)				ICAR
11.	Goatary unit	Nil							

12.	Mushroom Lab	Nil							
13.	Mushroom production unit	Nil							
14.	Shade house	Nil							
15.	Soil test Lab	Mridapa rishyak Mini Kit							ICAR
16	Others,Please Specify	Duckery			√ (damaged by FANI)				

\* If not in use then since when and reason for non-use

#### B) Vehicles

Type of vehicle	Year of purchase	Cost (Rs.)	Total km. Run	Present status
TATA SUMO-OR02AN0809	2007	450000	224452	Condemned
Tractor & Trolley- OR02AN5687/5688	2007	500000	1389 (hr)	Running
Bike (Passion Pro)-OR13F2157	2010	48000	39690	Running

#### C) Equipment & AV aids

Name of equipment	Year of purchase	Cost (Rs.)	Present status	Source of fund
<b>a. Lab equipment</b>				
Mridaparishyak Mini Kit	2015	75000	Working	ICAR
Mridaparishyak Mini Kit	2016	86000	Working	ICAR
<b>b. Farm machinery</b>				
Brush cutter	2016	25000	Working	ICAR
Power tiller	2016	155500	Working	ICAR
Power reaper	2016	116134	Working	ICAR
Diesel pumpset	2016	23000	Working	ICAR
Axial flow thresher	2016	14100	Working	ICAR
Zero till drill machine (3 row)	2012	20000	Working	ICAR
Zero till seed cum fertilizer drill	2012	47500	Working	ICAR
<b>c.AV Aids</b>				

Computer (Desktop 3no)	2010,2012,2018			
Laptop (2no)	2006		Working (No Battery backup Working	ICAR
LCD Projector (2no)	2006 2018		Repairable Working	ICAR
Projector Screen (2No)	2006 2018		Working	ICAR
Sound system 1no	2006		Working	ICAR
Solar Cabinet Dryer	2018		Working	ICAR
Digital Refractometer	2018		Working	ICAR

## D) Farm implements

Name of equipment	Year of purchase	Cost (Rs.)	Present status	Source of fund
Phowrah	2017	440	Working	ICAR
Sickle	2017	220	Working	ICAR
Crowbar	2017	750	Working	ICAR
Gaintee	2017	300	Working	ICAR
Katuri	2017	375	Working	ICAR
Handhow	2017	160	Working	ICAR
Kodi	2017	350	Working	ICAR
Axe	2017	300	Working	ICAR
Garden rake	2017	330	Working	ICAR
Sickle	2017	220	Working	ICAR
Spade (3no)	2017	390	Working	ICAR
Phowrah	2015	200	Working	ICAR
Sabal	2015	640	Working	ICAR
Grafting knife	2017	190	Working	ICAR
Hedge cutter	2017	160	Working	ICAR

## 1.8. Details SAC meeting\* conducted in the year

Sl.No.	Date	Number of Participants	Salient Recommendations	Action taken	If not conducted, state reason
1.	14.03.19	30	Emphasis to be on Convergence of all developmental line departments	Research linkage meeting, World soil Health Day, TOT training programme for implementing KALIA, Krusaka Samparka Mela, SMS workshop, Technical backstopping to BGREI, NFSM, Demonstration in coconut in adopted village conducted with convergence with AICRP palm. Research Trial on blackgram & MLT in greengram conducted in farm under CPR, Berhempur, Demonstration and training programme conducted in Nuasahi village with CIWA, Project preparation of the different enterprises like honey bee, mushroom & value addition for NHM scheme, World Coconut Day celebration with AICRP palm	
			Organizing long duration skill development trainings for farmers/farmwomen	ASCI training on “Vermicompost Producers” and “Aquaculture Workers” for 200hours each Rural Youth training on Mushroom Production, Apiary in orchard, Breeding and culture of ornamental fish, Development of managerial skills , Organic farming	
			Documentation and validation of farmers’ innovations	Paddy straw bundle cutter, single row manual vegetable seedling planting machine data documented	
			Developing entrepreneurs with bank linkage	Mushroom and processing unit entrepreneur linked to bank as discussed in RE linkage meeting	
			Evaluation of vermin composting in different substrate Development of IFS model	Trial on vermicomposting using different farm waste (Spent mushroom & Eichhornia)  Pond based vegetable farming system developed at village Gualigorada of Satyabadi block, Pond based IFS(Paddy+ Veg+Mushroom+Fishery+ Vermicompost) developed in adopted village Adangapada of Pipili block	

			IPM in brinjal, IPM in chilli, IPM in okra	Demonstration on Integrated management for thrips & mites in Chilli, Trial is going on in instructional farm on IPM in Okra, Brinjal and Maize in convergence with ATMA	
			Cut flowers and foliages in green shade net	Seedling raised in instructional farm and distributed to farmers	
			To assess the yield performance of mushroom in threshed paddy straw in farmers field	Trial conducted on mushroom cultivation in compost method	
			Assessment of BPH & Mite resistant varieties of paddy	Trial on BPH tolerant var Hasant conducted	
			Assessment of YMV tolerant greengram varieties	YMV tolerant greengram var. IPM-02-14 demonstrated under CFLD	

*\* Salient recommendation of SAC in bullet form*

*Attach a copy of SAC proceedings along with list of participants*

2.a. District level data on agriculture, livestock and farming situation (2018-19)

Sl. no.	Item	Information
1	Major Farming system/enterprise	<ul style="list-style-type: none"> <li>• Crop+ vegetable+ dairy</li> <li>• Crop+ Pisciculture+ mushroom</li> <li>• Crop+ vegetable+ floriculture+ dairy+ pisciculture</li> <li>• Crop+ poultry+ goatery+ mushroom+ pisciculture</li> <li>• Pisciculture (Inland , Marine)</li> <li>• Mushroom Production</li> <li>• Coir Industry</li> </ul>

		<ul style="list-style-type: none"> <li>• Poultry</li> <li>• Dairy</li> <li>• Goatery</li> <li>• Betelvine</li> <li>• Fruit (Coconut, Mango, Banana)</li> </ul>
2	Agro-climatic Zone	East and South Eastern Coastal Plain Zone
3	Agro ecological situation	<ol style="list-style-type: none"> <li>1. Coastal Alluvial Command</li> <li>2. Coastal Alluvial Non-command</li> <li>3. Coastal Alluvial Saline</li> <li>4. Rainfed Laterite</li> <li>5. Rainfed Red and Laterite</li> </ol>
4	Soil type	Red, laterite, brown forest, alluvial and saline
5	Productivity of major 2-3 crops under cereals, pulses, oilseeds, vegetables, fruits and others	Cereals: Rice-(Kharif) - 18.82 q/ha (Rabi) - 34.94q/ha Pulse- 2.50q/ha Oilseed- 18.78q/ha Vegetables-85.29q/ha Spices-4.48q/ha
6	Mean yearly temperature, rainfall, humidity of the district	Temp(Max)- 26 C , Rainfall- 111.41 mm
7	Production of major livestock products like milk, egg, meat etc.	<b>Production/year</b> Milk- 116.5 TMT Meat- (Poultry) -3.046 TMT Meat (Sheep, Goat)- 2.235 TMT Egg – 17.09 Million

Note: Please give recent data only

## 2.b. Details of operational area / villages (2018-19)

Sl. No.	Name of Taluk	Name of the block	Name of the villages	Major crops & enterprises	Major problems identified (crop-wise)	Identified Thrust Areas
1		Satyabadi	Otrkera, Mathasahi, Biragobindapur,	<ol style="list-style-type: none"> <li>1. Paddy</li> <li>2. Pulse</li> </ol>	<ol style="list-style-type: none"> <li>1. Low yield, disease, pest, weeds, submergence/ flood tolerant</li> <li>2. Low yield, disease</li> </ol>	<ul style="list-style-type: none"> <li>• Paddy -HYV, aromatic rice, IDM, IPM, INM, IWM</li> <li>• Pulse - HYV, IDM,</li> </ul>



			<p>Jaypur, Atheisa, Basudeipur, Panchukera, Banapur, Sandrasasan, Gualigorada Bharatipur Balapur</p>	<p>3. Vegetable 4. Coconut 5. Banana 6. Watermelon 7. Dairy 8. Poultry 9. Goat 10. Fishery 11. Mushroom 12. Apiary 13. Vermicompost</p>	<p>pest, lack of INM, IDM, IPM, Biopesticide /agents, soil salinity ,indiscriminate use of chemicals 3. Low yield, lack of high yielding variety, unavailability of planting material, disease pest &amp; weeds 4. Lack of INM and management 5. Low yield, Sigatoka, Panama wilt, fruit &amp; shoot borer 6. Lack of fodder, proper nutrition, costly feed, disease, parasite 7. Local breed with low output, disease 8. Inbreeding, faulty buck /kid/ doe management, nutrition, disease &amp; parasite 9. Pond management, unavailability of quality fish seed, high feed cost, low productivity 10. Low yield, spawn, straw unavailability, no round the year production, hygiene 11. Unutilised orchard inter space, lack of awareness on enterprise</p>	<p>IPM, INM ,IWM, soil management, use of bioagents, chemicals</p> <ul style="list-style-type: none"> <li>• Vegetables - HYV, IDM, IPM, INM, IWM, floriculture, soil management</li> <li>• Coconut- INM, Pest management</li> <li>• Banana- HYV tissue culture , IDM, IPM, INM, IWM</li> <li>• Integrated fish farming and fish health management</li> <li>• Feeding and Health management of dairy animals and small ruminants</li> <li>• Profitable dairy and goat farming</li> <li>• Commercial and backyard poultry farming</li> <li>• Commercial floriculture and organic farming</li> <li>• Farm mechanization for timely operation and save high Labour cost</li> <li>• Value addition to fruits, vegetables, milk and low cost marine fish and prawn</li> </ul>
--	--	--	--	---	---	---

						<ul style="list-style-type: none"> <li>• Profitable poultry and duckery</li> <li>• Fish seed production in small ponds</li> <li>• Fish production in low saline coastal zone</li> <li>• Aquatic weed infested pond</li> <li>• Inland Water Bodies for multiple production</li> <li>• Resources for multiple cropping</li> <li>• Coconut orchard for intercrop</li> <li>• Promotion of coir industry</li> <li>• Promotion of agro eco tourism</li> <li>• Promotion of brackish water prawn export</li> <li>• Organic farming</li> </ul>
2		Pipili	Adangapada, Dandamukundapur, Matiapada, Dumukipur, Saraswatipur, Kumareswar Kunjara Bharatipur	<ol style="list-style-type: none"> <li>1. Paddy</li> <li>2. Pulse</li> <li>3. Vegetable</li> <li>4. Coconut</li> <li>5. Banana</li> <li>6. Dairy</li> </ol>	<ol style="list-style-type: none"> <li>1. Low yield, disease, pest, weeds,submergence/ flood tolerant</li> <li>2. Low yield, disease pest, lack of INM,IDM,IPM, Biopesticide/agents, soil salinity ,indiscriminate use of chemicals</li> <li>3. Low yield, lack of high yielding variety, unavailability of planting material, disease pest &amp; weeds</li> </ol>	<ul style="list-style-type: none"> <li>• Paddy -HYV, aromatic rice, IDM,IPM,INM,IWM</li> <li>• Pulse - HYV, IDM, IPM, INM ,IWM, soil management, use of bioagents, chemicals</li> <li>• Vegetables - HYV, IDM, IPM, INM, IWM, floriculture, soil management</li> <li>• Coconut- INM, Pest management</li> </ul>

				<p>7. Poultry</p> <p>8. Goat</p> <p>9. Inland fishery</p> <p>10. Mushroom</p> <p>11. Apiary</p> <p>12. Vermicompost</p>	<p>4. Lack of INM and management</p> <p>5. Low yield, Sigatoka, Panama wilt, fruit &amp; shoot borer</p> <p>6. Lack of fodder, proper nutrition, costly feed, disease, parasite</p> <p>7. Local breed with low output, disease</p> <p>8. Inbreeding, faulty buck /kid/ doe management, nutrition, disease &amp; parasite</p> <p>9. Pond management, unavailability of quality fish seed, high feed cost, low productivity</p> <p>10. Low yield, spawn, straw unavailability, no round the year production, hygiene</p> <p>11. Unutilised orchard inter space, lack of awareness on enterprise</p>	<ul style="list-style-type: none"> <li>• Banana- HYV tissue culture , IDM, IPM, INM, IWM</li> <li>• Integrated fish farming and fish health management</li> <li>• Feeding and Health management of dairy animals and small ruminants</li> <li>• Profitable dairy and goat farming</li> <li>• Commercial and backyard poultry farming</li> <li>• Commercial floriculture and organic farming</li> <li>• Farm mechanization for timely operation and save high Labour cost</li> <li>• Value addition to fruits, vegetables, milk and low cost marine fish and prawn</li> <li>• Profitable poultry and duckery</li> <li>• Fish seed production in small ponds</li> <li>• Fish production in low saline coastal zone</li> <li>• Aquatic weed infested pond</li> <li>• Inland Water Bodies</li> </ul>
--	--	--	--	---	---	--

						<p>for multiple production</p> <ul style="list-style-type: none"> <li>• Resources for multiple cropping</li> <li>• Coconut orchard for intercrop</li> <li>• Promotion of coir industry</li> <li>• Promotion of agro eco tourism</li> <li>• Promotion of brackish water prawn export</li> <li>• Organic farming</li> </ul>
3		Nimapada	Gopalpur, Nahatara, Gadatorihan, Dalabhanapur, Haripur, nuasahi, sahadapada, naruda, Jagannathpur, Resinga	<ol style="list-style-type: none"> <li>1. Paddy</li> <li>2. Pulse</li> <li>3. Vegetable</li> <li>4. Coconut</li> <li>5. Banana</li> <li>6. Dairy</li> <li>7. Poultry</li> <li>8. Goat</li> <li>9. Inland fishery</li> <li>10. Mushroom</li> <li>11. Apiary</li> </ol>	<ol style="list-style-type: none"> <li>1. Low yield, disease, pest, weeds, submergence/ flood tolerant</li> <li>2. Low yield, disease pest, lack of INM, IDM, IPM, Biopesticide/agents, soil salinity, indiscriminate use of chemicals</li> <li>3. Low yield, lack of high yielding variety, unavailability of planting material, disease pest &amp; weeds</li> <li>4. Lack of INM and management</li> <li>5. Low yield, Sigatoka, Panama wilt, fruit &amp; shoot borer</li> <li>6. Lack of fodder, proper nutrition, costly feed, disease, parasite</li> <li>7. Local breed with low</li> </ol>	<ul style="list-style-type: none"> <li>• Paddy -HYV, aromatic rice, IDM, IPM, INM, IWM</li> <li>• Pulse - HYV, IDM, IPM, INM, IWM, soil management, use of bioagents, chemicals</li> <li>• Vegetables - HYV, IDM, IPM, INM, IWM, floriculture, soil management</li> <li>• Coconut- INM, Pest management</li> <li>• Banana- HYV tissue culture, IDM, IPM, INM, IWM</li> <li>• Integrated fish farming and fish health management</li> <li>• Feeding and Health management of dairy animals and small</li> </ul>

					<p>output, disease</p> <p>8. Inbreeding, faulty buck /kid/ doe management, nutrition, disease &amp; parasite</p> <p>9. Pond management, unavailability of quality fish seed, high feed cost, low productivity</p> <p>10. Low yield, spawn, straw unavailability, no round the year production, hygiene</p> <p>11. Unutilised orchard inter space, lack of awareness on enterprise</p>	<p>ruminants</p> <ul style="list-style-type: none"> <li>• Profitable dairy and goat farming</li> <li>• Commercial and backyard poultry farming</li> <li>• Commercial floriculture and organic farming</li> <li>• Farm mechanization for timely operation and save high Labour cost</li> <li>• Value addition to fruits, vegetables, milk and low cost marine fish and prawn</li> <li>• Profitable poultry and duckery</li> <li>• Fish seed production in small ponds</li> <li>• Fish production in low saline coastal zone</li> <li>• Aquatic weed infested pond</li> <li>• Inland Water Bodies for multiple production</li> <li>• Resources for multiple cropping</li> <li>• Coconut orchard for intercrop</li> <li>• Promotion of coir industry</li> <li>• Promotion of agro eco</li> </ul>
--	--	--	--	--	---	---

						<p>tourism</p> <ul style="list-style-type: none"> <li>• Promotion of brackish water prawn export</li> <li>• Organic farming</li> </ul>
4		Delanga	Machapada, khairamangalpur, Singhberhampur	<ol style="list-style-type: none"> <li>1. Paddy</li> <li>2. Pulse</li> <li>3. Vegetable</li> <li>4. Coconut</li> <li>5. Banana</li> <li>6. Dairy</li> <li>7. Poultry</li> <li>8. Goat</li> <li>9. Inland fishery</li> <li>10. Mushroom</li> <li>11. Apiary</li> </ol>	<ol style="list-style-type: none"> <li>1. Low yield, disease, pest, weeds, submergence/ flood tolerant</li> <li>2. Low yield, disease pest, lack of INM, IDM, IPM, Biopesticide/agents, soil salinity, indiscriminate use of chemicals</li> <li>3. Low yield, lack of high yielding variety, unavailability of planting material, disease pest &amp; weeds</li> <li>4. Lack of INM and management</li> <li>5. Low yield, Sigatoka, Panama wilt, fruit &amp; shoot borer</li> <li>6. Lack of fodder, proper nutrition, costly feed, disease, parasite</li> <li>7. Local breed with low output, disease</li> <li>8. Inbreeding, faulty buck /kid/ doe management, nutrition, disease &amp; parasite</li> <li>9. Pond management, unavailability of quality fish seed, high feed cost, low productivity</li> </ol>	<ul style="list-style-type: none"> <li>• Paddy -HYV, aromatic rice, IDM, IPM, INM, IWM</li> <li>• Pulse - HYV, IDM, IPM, INM, IWM, soil management, use of bioagents, chemicals</li> <li>• Vegetables - HYV, IDM, IPM, INM, IWM, floriculture, soil management</li> <li>• Coconut- INM, Pest management</li> <li>• Banana- HYV tissue culture, IDM, IPM, INM, IWM</li> <li>• Integrated fish farming and fish health management</li> <li>• Feeding and Health management of dairy animals and small ruminants</li> <li>• Profitable dairy and goat farming</li> <li>• Commercial and backyard poultry farming</li> <li>• Commercial floriculture and organic farming</li> </ul>

					<p>10. Low yield, spawn, straw unavailability, no round the year production, hygiene</p> <p>11. Unutilised orchard inter space, lack of awareness on enterprise</p>	<ul style="list-style-type: none"> <li>• Farm mechanization for timely operation and save high Labour cost</li> <li>• Value addition to fruits, vegetables, milk and low cost marine fish and prawn</li> <li>• Profitable poultry and duckery</li> <li>• Fish seed production in small ponds</li> <li>• Fish production in low saline coastal zone</li> <li>• Aquatic weed infested pond</li> <li>• Inland Water Bodies for multiple production</li> <li>• Resources for multiple cropping</li> <li>• Coconut orchard for intercrop</li> <li>• Promotion of coir industry</li> <li>• Promotion of agro eco tourism</li> <li>• Promotion of brackish water prawn export</li> <li>• Organic farming</li> </ul>
5		Kanas	Lokpal	Pulse	<p>1. Low yield, disease pest, lack of INM, IDM, IPM, Biopesticide/agents, soil salinity</p>	<ul style="list-style-type: none"> <li>• Pulse - HYV, IDM, IPM, INM, IWM, soil management, use of bioagents, chemicals</li> </ul>

					,indiscriminate use of chemicals	
6		Kaktpur	Othaka, Mahadevbast, chandikuda, dahikhia,	12. Paddy 13. Pulse 14. Vegetable 15. Coconut 16. Banana 17. Dairy 18. Poultry 19. Goat 20. Inland fishery 21. Mushroom 22. Apiary	12. Low yield, disease, pest, weeds,submergence/ flood tolerant 13. Low yield, disease pest, lack of INM,IDM,IPM, Biopesticide/agents, soil salinity ,indiscriminate use of chemicals 14. Low yield, lack of high yielding variety, unavailability of planting material, disease pest & weeds 15. Lack of INM and management 16. Low yield, Sigatoka, Panama wilt, fruit & shoot borer 17. Lack of fodder, proper nutrition, costly feed, disease, parasite 18. Local breed with low output, disease 19. Inbreeding, faulty buck /kid/ doe management, nutrition, disease & parasite 20. Pond management, unavailability of quality fish seed, high feed cost, low productivity 21. Low yield, spawn, straw unavailability, no round	<ul style="list-style-type: none"> <li>• Paddy -HYV, aromatic rice, IDM,IPM,INM,IWM</li> <li>• Pulse - HYV, IDM, IPM, INM ,IWM, soil management, use of bioagents, chemicals</li> <li>• Vegetables - HYV, IDM, IPM, INM, IWM, floriculture, soil management</li> <li>• Coconut- INM, Pest management</li> <li>• Banana- HYV tissue culture , IDM, IPM, INM, IWM</li> <li>• Integrated fish farming and fish health management</li> <li>• Feeding and Health management of dairy animals and small ruminants</li> <li>• Profitable dairy and goat farming</li> <li>• Commercial and backyard poultry farming</li> <li>• Commercial floriculture and organic farming</li> <li>• Farm mechanization</li> </ul>



					<p>the year production, hygiene</p> <p>22. Unutilised orchard inter space, lack of awareness on enterprise</p>	<p>for timely operation and save high Labour cost</p> <ul style="list-style-type: none"> <li>• Value addition to fruits, vegetables, milk and low cost marine fish and prawn</li> <li>• Profitable poultry and duckery</li> <li>• Fish seed production in small ponds</li> <li>• Fish production in low saline coastal zone</li> <li>• Aquatic weed infested pond</li> <li>• Inland Water Bodies for multiple production</li> <li>• Resources for multiple cropping</li> <li>• Coconut orchard for intercrop</li> <li>• Promotion of coir industry</li> <li>• Promotion of agro eco tourism</li> <li>• Promotion of brackish water prawn export</li> <li>• Organic farming</li> </ul>
7		Gop	<p>Oruali, subrnapur, sarada, Bangur</p> <p>Bhadisha</p> <p>Chadeigaon</p>	<p>23. Paddy</p> <p>24. Pulse</p> <p>25. Vegetable</p>	<p>23. Low yield, disease, pest, weeds,submergence/ flood tolerant</p> <p>24. Low yield, disease pest, lack of INM, IDM, IPM, Biopesticide/agents, soil</p>	<ul style="list-style-type: none"> <li>• Paddy -HYV, aromatic rice, IDM, IPM, INM, IWM</li> <li>• Pulse - HYV, IDM, IPM, INM, IWM, soil management, use of</li> </ul>

				<p>26. Coconut</p> <p>27. Watermelon</p> <p>28. Banana</p> <p>29. Dairy</p> <p>30. Poultry</p> <p>31. Goat</p> <p>32. Inland fishery</p> <p>33. Mushroom</p> <p>34. Apiary</p>	<p>salinity ,indiscriminate use of chemicals</p> <p>25. Low yield, lack of high yielding variety, unavailability of planting material, disease pest &amp; weeds</p> <p>26. Lack of INM and management</p> <p>27. Low yield, Sigatoka, Panama wilt, fruit &amp; shoot borer</p> <p>28. Lack of fodder, proper nutrition, costly feed, disease, parasite</p> <p>29. Local breed with low output, disease</p> <p>30. Inbreeding, faulty buck /kid/ doe management, nutrition, disease &amp; parasite</p> <p>31. Pond management, unavailability of quality fish seed, high feed cost, low productivity</p> <p>32. Low yield, spawn, straw unavailability, no round the year production, hygiene</p> <p>33. Unutilised orchard inter space, lack of awareness on enterprise</p>	<p>bioagents, chemicals</p> <ul style="list-style-type: none"> <li>• Vegetables - HYV, IDM, IPM, INM, IWM, floriculture, soil management</li> <li>• Coconut- INM, Pest management</li> <li>• Banana- HYV tissue culture , IDM, IPM, INM, IWM</li> <li>• Integrated fish farming and fish health management</li> <li>• Feeding and Health management of dairy animals and small ruminants</li> <li>• Profitable dairy and goat farming</li> <li>• Commercial and backyard poultry farming</li> <li>• Commercial floriculture and organic farming</li> <li>• Farm mechanization for timely operation and save high Labour cost</li> <li>• Value addition to fruits, vegetables, milk and low cost marine fish and prawn</li> <li>• Profitable poultry and duckery</li> </ul>
--	--	--	--	--	---	--

						<ul style="list-style-type: none"> <li>• Fish seed production in small ponds</li> <li>• Fish production in low saline coastal zone</li> <li>• Aquatic weed infested pond</li> <li>• Inland Water Bodies for multiple production</li> <li>• Resources for multiple cropping</li> <li>• Coconut orchard for intercrop</li> <li>• Promotion of coir industry</li> <li>• Promotion of agro eco tourism</li> <li>• Promotion of brackish water prawn export</li> <li>• Organic farming</li> </ul>
8		Sadar	Naiguan,	<ol style="list-style-type: none"> <li>1. Paddy</li> <li>2. Pulse</li> <li>3. Vegetable</li> <li>4. Coconut</li> <li>5. Banana</li> <li>6. Dairy</li> <li>7. Poultry</li> </ol>	<ol style="list-style-type: none"> <li>1. Low yield, disease, pest, weeds,submergence/ flood tolerant</li> <li>2. Low yield, disease pest, lack of INM,IDM,IPM, Biopesticide/agents, soil salinity ,indiscriminate use of chemicals</li> <li>3. Low yield, lack of high yielding variety, unavailability of planting material, disease pest &amp; weeds</li> <li>4. Lack of INM and management</li> </ol>	<ul style="list-style-type: none"> <li>• Paddy -HYV, aromatic rice, IDM,IPM,INM,IWM</li> <li>• Pulse - HYV, IDM, IPM, INM ,IWM, soil management, use of bioagents, chemicals</li> <li>• Vegetables - HYV, IDM, IPM, INM, IWM, floriculture, soil management</li> <li>• Coconut- INM, Pest management</li> <li>• Banana- HYV tissue culture , IDM, IPM,</li> </ul>

				<p>8. Goat</p> <p>9. Inland fishery</p> <p>10. Mushroom</p> <p>11. Apiary</p>	<p>5. Low yield, Sigatoka, Panama wilt, fruit &amp; shoot borer</p> <p>6. Lack of fodder, proper nutrition, costly feed, disease, parasite</p> <p>7. Local breed with low output, disease</p> <p>8. Inbreeding, faulty buck /kid/ doe management, nutrition, disease &amp; parasite</p> <p>9. Pond management, unavailability of quality fish seed, high feed cost, low productivity</p> <p>10. Low yield, spawn, straw unavailability, no round the year production, hygiene</p> <p>11. Unutilised orchard inter space, lack of awareness on enterprise</p>	<p>INM, IWM</p> <ul style="list-style-type: none"> <li>• Integrated fish farming and fish health management</li> <li>• Feeding and Health management of dairy animals and small ruminants</li> <li>• Profitable dairy and goat farming</li> <li>• Commercial and backyard poultry farming</li> <li>• Commercial floriculture and organic farming</li> <li>• Farm mechanization for timely operation and save high Labour cost</li> <li>• Value addition to fruits, vegetables, milk and low cost marine fish and prawn</li> <li>• Profitable poultry and duckery</li> <li>• Fish seed production in small ponds</li> <li>• Fish production in low saline coastal zone</li> <li>• Aquatic weed infested pond</li> <li>• Inland Water Bodies for multiple production</li> </ul>
--	--	--	--	---	--	---

						<ul style="list-style-type: none"> <li>• Resources for multiple cropping</li> <li>• Coconut orchard for intercrop</li> <li>• Promotion of coir industry</li> <li>• Promotion of agro eco tourism</li> <li>• Promotion of brackish water prawn export</li> <li>• Organic farming</li> </ul>
9		Krushnaprasad	Panaspada, anandapur, jadupur, haripur	<ol style="list-style-type: none"> <li>1. Paddy</li> <li>2. Pulse</li> <li>3. Vegetable</li> <li>4. Coconut</li> <li>5. Banana</li> <li>6. Dairy</li> <li>7. Poultry</li> <li>8. Goat</li> <li>9. Inland fishery</li> <li>10. Mushroom</li> </ol>	<ol style="list-style-type: none"> <li>1. Salinity of soil &amp; water, Low yield, disease, pest, weeds,submergence/ flood tolerant</li> <li>2. Low yield, disease pest, lack of INM,IDM,IPM, Biopesticide/agents, soil salinity ,indiscriminate use of chemicals</li> <li>3. Low yield, lack of high yielding variety, unavailability of planting material, disease pest &amp; weeds</li> <li>4. Lack of INM and management</li> <li>5. Low yield, Sigatoka, Panama wilt, fruit &amp; shoot borer</li> <li>6. Lack of fodder, proper nutrition, costly feed,</li> </ol>	<ul style="list-style-type: none"> <li>• Paddy –Saline tolerant , IDM,IPM,INM,IWM</li> <li>• Pulse - HYV, IDM, IPM, INM ,IWM, soil management, use of bioagents, chemicals</li> <li>• Vegetables - HYV, IDM, IPM, INM, IWM, floriculture, soil management</li> <li>• Coconut- INM, Pest management</li> <li>• Banana- HYV tissue culture , IDM, IPM, INM, IWM</li> <li>• Integrated fish farming and fish health management</li> <li>• Feeding and Health management of dairy animals and small ruminants</li> <li>• Profitable dairy and goat farming</li> </ul>

				11. Apiary	<p>disease, parasite</p> <p>7. Local breed with low output, disease</p> <p>8. Inbreeding, faulty buck /kid/ doe management, nutrition, disease &amp; parasite</p> <p>9. Pond management, unavailability of quality fish seed, high feed cost, low productivity</p> <p>10. Low yield, spawn, straw unavailability, no round the year production, hygiene</p> <p>11. Unutilised orchard inter space, lack of awareness on enterprise</p>	<ul style="list-style-type: none"> <li>• Commercial and backyard poultry farming</li> <li>• Commercial floriculture and organic farming</li> <li>• Farm mechanization for timely operation and save high Labour cost</li> <li>• Value addition to fruits, vegetables, milk and low cost marine fish and prawn</li> <li>• Profitable poultry and duckery</li> <li>• Fish seed production in small ponds</li> <li>• Fish production in low saline coastal zone</li> <li>• Aquatic weed infested pond</li> <li>• Inland Water Bodies for multiple production</li> <li>• Resources for multiple cropping</li> <li>• Coconut orchard for intercrop</li> <li>• Promotion of coir industry</li> <li>• Promotion of agro eco tourism</li> <li>• Promotion of brackish water prawn export</li> </ul>
--	--	--	--	------------	--	---

## 2. c. Details of village adoption programme:

Name of the villages adopted by PC and SMS (2018-19) for its development and action plan

Name of village	Block	Action taken for development
Otekera	Satyabadi	OFT,FLD, Training, Awareness , Advisory Soil & Water test, Animal Health camp, Soil health Camp,
Gopalpur	Nimapara	OFT,FLD, Training, Awareness , Advisory Soil & Water test, Animal Health camp, Soil health Camp,
Othaka	Kakatpur	OFT,FLD, Training, Awareness , Advisory Soil & Water test, Animal Health camp, Soil health Camp,
Adhangapada	Pipili	OFT,FLD, Training, Awareness , Advisory Soil & Water test, Animal Health camp, Soil health Camp,
Panashapada	Krushnaprasad	OFT,FLD, Training, Awareness , Advisory Soil & Water test, Animal Health camp, Soil health Camp,

## 2.1 Priority thrust areas

S. No	Thrust area
1.	Paddy –Saline tolerant , IDM,IPM,INM,IWM
2.	Pu/lse - HYV, IDM, IPM, INM ,IWM, soil management, use of bioagents, chemicals
3.	Vegetables - HYV, IDM, IPM, INM, IWM, floriculture, soil management
4.	Coconut- INM, Pest management
5.	Banana- HYV tissue culture , IDM, IPM, INM, IWM
6.	Integrated fish farming and fish health management
7.	Feeding and Health management of dairy animals and small ruminants
8.	Profitable dairy and goat farming
9.	Commercial and backyard poultry farming
10.	Commercial floriculture and organic farming
11.	Farm mechanization for timely operation and save high Labour cost
12.	Value addition to fruits, vegetables, milk and low cost marine fish and prawn
13.	Profitable poultry and duckery
14.	Fish seed production in small ponds

15.	Fish production in low saline coastal zone
16.	Aquatic weed infested pond
17.	Inland Water Bodies for multiple production
18.	Resources for multiple cropping
19.	Coconut orchard for intercrop
20.	Promotion of coir industry
21.	Promotion of agro eco tourism
22.	Promotion of brackish water prawn export
23.	Organic farming

### 3. TECHNICAL ACHIEVEMENTS

#### 3.A. Details of target and achievement of mandatory activities by KVK during the year

OFT												FLD											
No. of technologies tested:												No. of technologies demonstrated:											
Number of OFTs		Number of farmers										Number of FLDs		Number of farmers									
Target	Achievement	Target	Achievement										Target	Achievement	Target	Achievement							
			SC	ST		Others		Total						SC	ST		Others		Total				
			M	F	M	F	M	F	M	F	T				M	F	M	F	M	F	M	F	T
14	10	105	0	0	0	0	33	15	33	15	48	23	17	165	09	02	0	0	90	29	99	31	130

Training												Extension activities											
Number of Courses		Number of Participants										Number of activities		Number of participants									
Target	Achievement	Target	Achievement										Target	Achievement	Target	Achievement							
			SC	ST		Others		Total						SC	ST		Others		Total				
			M	F	M	F	M	F	M	F	T				M	F	M	F	M	F	M	F	T
112	60	2530	139	4	7	0	777	4	143	4	1435	117	1115	8210	152	48	08	02	374	405	39	45	43
									1			4							0		00	5	55



Impact of capacity building										Impact of Extension activities											
Number of Participants trained		Number of Trainees got employment (self/ wage/ entrepreneur/ engaged as skilled manpower)								Number of Participants attended		Number of participants got employment (self/ wage/ entrepreneur/ engaged as skilled manpower)									
Target	Achievement	SC		ST		Others		Total		Target	Achievement	SC		ST		Others		Total			
		M	F	M	F	M	F	M	F	T			M	F	M	F	M	F	M	F	T

Seed production (q)				Planting material (in Lakh)			
Target		Achievement		Target		Achievement	
422		422				0.04349	

Livestock strains and fish fingerlings produced (in lakh)*				Soil, water, plant, manures samples tested (in lakh)			
Target		Achievement		Target		Achievement	
60000		0.60250				0.00143	

\* Give no. only in case of fish fingerlings

Publication by KVKs							
Item	Number	No. circulated	No. of Research papers in NAAS rated Journals	Highest NAAS rating of any publication	Average NAAS rating of the publications	Details of awarded publication, if any	Details of Award given to the publication
Research paper	5	5	5				
Seminar/conference/ symposia papers							
Books/Booklets	5	1030					
Bulletins	6						
News letter	2						
Popular Articles	12	Mass					

Book Chapter	0						
Extension Pamphlets/ literature							
Technical reports	30	30					
Electronic Publication (CD/DVD etc)	1						
<b>TOTAL</b>	<b>61</b>	<b>1065</b>	<b>5</b>				

## 1 Achievements on technologies assessed and refined

### OFT-1

1	Title of On farm Trial	<b>Assessment of BPH resistant paddy variety-Hasanta</b>
2	Problem diagnosed	Non-availability of high yielding BPH resistant paddy varieties and prevalent local varieties are susceptible to BPH causing severe yield losses.
3	Details of technologies selected for assessment/refinement (Mention either Assessed or Refined)	TO <sub>1</sub> : Hasanta(OR-2328-5) suitable for rainfed/irrigated shallow low land , 145 days duration, Avg. yield: 3.9 t/ha, Tolerant to BPH, WBPH, Blast, Leaf folder. TO <sub>2</sub> : CRDHAN 300 (Seed not available) TO <sub>3</sub> : CRDHAN 304 (Seed not available)
4	Source of Technology (ICAR/ AICRP/SAU/other, please specify)	AICRP on Rice, Chiplima,Odisha,2015
5	Production system and thematic area	Low land, irrigated, paddy-blackgram/greengram, crop production
6	Performance of the Technology with performance indicators	BPH incidence was low(12-13nos./plant)
7	Final recommendation for micro level situation	The variety is efficient in reducing BPH infestation can be used further. It also reduces the cost of cultivation
8	Constraints identified and feedback for research	Though it is efficient in reducing BPH infestation it has low yield potential
9	Process of farmers participation and their reaction	Group meeting, interactive discussion, training, Field day

*Thematic area: crop production*

Problem definition: Non-availability of high yielding BPH resistant paddy varieties and prevalent local varieties are susceptible to BPH causing severe yield losses.

Technology assessed: Assessment of BPH resistant paddy variety-Hasanta

Table:

Technology option	No. of trials	Yield component			Disease/ insect pest incidence (%)	Yield (q/ha)	Cost of cultivation (Rs./ha)	Gross return (Rs/ha)	Net return (Rs./ha)	BC ratio
		No. of effective tillers/hill	No. of spikelet per panicle	Test wt. (100 grain wt.)						
<b>FP</b>		5-6			Medium-high	37.2	36500	65100	28600	1.78
<b>TO<sub>1</sub></b>		6-7			Low-medium	38	35000	66500	31500	1.9

Results:

OFT-2

1	Title of On farm Trial	Assessment of Zinc rich rice varieties for nutritional security
2	Problem diagnosed	Protein & Zn deficiency in diet
3	Details of technologies selected for assessment/refinement (Mention either Assessed or Refined)	TO <sub>1</sub> : CR 310: protein 10.2%, Zn 15ppm , Duration: 120-125days, slender grain, disease tolerant (blast, brown spot, BLB), Zn rich variety TO <sub>2</sub> : CR 311 (Seed not available)
4	Source of Technology (ICAR/ AICRP/SAU/other, please specify)	NRRI, Cuttack
5	Production system and thematic area	<i>Rice –rice, crop production</i>
6	Performance of the Technology with performance indicators	The technology has increase the yield and B:C ratio. It has high protein content of 9-10%.
7	Final recommendation for micro level situation	Good cooking quality and farmers are interested for further cultivation
8	Constraints identified and feedback for research	The impact of the technology can be assessed in long run
9	Process of farmers participation and their reaction	Group meeting, interactive discussion, training, Field day

*Thematic area: crop production*

Problem definition: malnutrition due to protein deficiency

Technology assessed: Assessment of Zinc rich rice varieties for nutritional security

Table:

Technology option	No. of trials	Yield component			Disease/ insect pest incidence (%)	Yield (q/ha)	Cost of cultivation (Rs./ha)	Gross return (Rs/ha)	Net return (Rs./ha)	BC ratio
		No. of effective tillers/hill		Test wt. (100 grain wt.)						
<b>FP</b>	10	6-7			Low-medium	41.2	36500	72100	35600	1.97
<b>TO<sub>1</sub></b>	10	7-8			Low-medium	42.1	37000	73675	36675	1.99
TO <sub>2</sub>										

Results:

OFT-3

1.	Title of On farm Trial	<b>Assessment of Stem borer management in Summer Rice</b>
2.	Problem diagnosed	Low yield in rice due to heavy incidence of rice stem borer
3.	Details of technologies selected for assessment/refinement (Mention either Assessed or Refined)	TO <sub>1</sub> : Nursery treatment with carbofuran 3G@ 1.5 a.i./ha + alternate spraying of fipronil 5EC @ 2ml/tr and neem oil 3000ppm @ 3ml/ ltr water at 15 days interval 55 DAT+release of T. chilonis@ 50,000/ha twice 7 days after spraying  TO <sub>2</sub> : Nursery treatment with cartap hydrochloride 4G@ 0.8 kg a.i. per hectare, + alternate spraying of neem oil 3000ppm and Indoxacarb 18.5SL@1ml/litre at 55DAT + twice release of T. chilonis @ 50,000/ha 7days after spraying
4.	Source of Technology (ICAR/ AICRP/SAU/other, please specify)	OUAT
5.	Production system and thematic area	IPM
6.	Performance of the Technology with performance indicators	Yield (q/ha), B.C ratio

7.	Final recommendation for micro level situation	TO2 is recommended as 83.5% of less white ear head was observed than farmers' practice
8.	Constraints identified and feedback for research	Evaluation of efficacy of new generation chemicals against lepidopteran insect. Availability of trichocards at panchayat level
9.	Process of farmers participation and their reaction	Group meeting, interactive discussion, training, Field day

*Thematic area: IPM*

Problem definition: Low yield in rice due to heavy incidence of rice stem borer

Technology assessed: TO<sub>1</sub>: Nursery treatment with carbofuran 3G@ 1.5 a.i./ha + alternate spraying of fipronil 5EC @ 2ml/tr and neem oil 3000ppm @ 3ml/ ltr water at 15 days interval 55 DAT+release of T. chilonis@ 50,000/ha twice 7 days after spraying

TO<sub>2</sub>: Nursery treatment with cartap hydrochloride 4G@ 0.8 kg a.i. per hectare, + alternate spraying of neem oil 3000ppm and Indoxacarb 18.5SL@1ml/litre at 55DAT + twice release of T. chilonis @ 50,000/ha 7days after spraying

Table:

Technology option	No. of trials	Yield component			Disease/ insect pest incidence (%)	Yield (q/ha)	Cost cultivation of (Rs./ha)	Gross return (Rs/ha)	Net return (Rs./ha)	BC ratio
		No of white ear head/sq.mt	% of dead heart	Test wt. (100 grain wt.)						
FP	5	4.2	12.43			46.5	40000	58400	18400	1.46
TO <sub>1</sub>	5	0.77	3.58			59.2	44460	74296	29836	1.67
TO <sub>2</sub>	5	0.69	3.28			61.3	45000	76950	31950	1.71

Results:

OFT-4

1.	Title of On farm Trial	Assessment of Integrated leaf miner management in Tomato
2.	Problem diagnosed	Low yield in Tomoto due to heavy incidence of leaf minor

3.	Details of technologies selected for assessment/refinement (Mention either Assessed or Refined)	TO <sub>1</sub> : Removal of alternate host, growing of seedlings in protected cultivation, pruning of affected leaves from the beginning, placing of plastic trays @10-12/ha at the base of the plant for monitoring and alternate spraying of Cartap hydrochloride 50 SP @ 2gm/ ltr of water & Spinosad 45 SC @ 1ml/ 3 ltr of water at 10 days interval  TO <sub>2</sub> : Removal of alternate host, growing of seedlings in protected condition, pruning of affected leaves from the beginning, placing of plastic trays@10-12/ha at the base of the plant for monitoring and alternate spraying of Abamectin @1.4ml/lt & Cyramazine
4.	Source of Technology (ICAR/ AICRP/SAU/other, please specify)	Kerla Agriculture Univ., 2015
5.	Production system and thematic area	Rice-Vegetable , IPM
6.	Performance of the Technology with performance indicators	No of mines / plant – TO <sub>1</sub> - 0.82, TO <sub>2</sub> -0.63
7.	Final recommendation for micro level situation	TO <sub>2</sub> is recommended due to low incidence of leaf miner and increased net income compared to farmers' practice
8.	Constraints identified and feedback for research	Identification of parasites & predators of invasive pest & development of tolerant variety & biopesticide for management of miner
9.	Process of farmers participation and their reaction	Group meeting, interactive discussion, training, Field day

*Thematic area: IPM*

Problem definition: Low yield in Tomoto due to heavy incidence of leaf minor

Technology assessed:

TO-1: Removal of alternate host, growing of seedlings in protected cultivation, pruning of affected leaves from the beginning, placing of plastic trays @10-12/ha at the base of the plant for monitoring and alternate spraying of Cartap hydrochloride 50 SP @ 2gm/ ltr of water & Spinosad 45 SC @ 1ml/ 3 ltr of water at 10 days interval

TO-2: Removal of alternate host, growing of seedlings in protected condition, pruning of affected leaves from the beginning, placing of plastic trays@10-12/ha at the base of the plant for monitoring and alternate spraying of Abamectin @1.4ml/lt & Cyramazine

Table:

Technology option	No. of trials	Yield component		Change in parameter	Yield (q/ha)	Cost of cultivation	Gross return (Rs/ha)	Net return (Rs./ha)	BC ratio
			No. of mines						

			/plant		(%)		(Rs./ha)			
FP		-	5.41	-	-	305	107456	213500	106044	1.98
TO <sub>1</sub>		-	0.82	-	84.84	342	111615	239400	127785	2.14
TO <sub>2</sub>		-	0.63	-	88.35	369	114145	258300	144155	2.26

Results:  
OFT-5

1.	Title of On farm Trial	Assessment of Sigatoka disease management in Banana
2.	Problem diagnosed	Low yield of banana due to severe infestation of sigatoka disease
3.	Details of technologies selected for assessment/refinement (Mention either Assessed or Refined)	TO <sub>1</sub> - Alternate spraying of Bordeaux mixture 1% and (Propiconazole 25%EC@500ml/ha four times at montly interval ( Sept. –Dec.) and additional doses of 75 gms potash per plant  TO <sub>2</sub> -Alternate spraying of Bordeaux mixture 1% and (Tebuconazole 50%+Trifloxystrobin 25%) 75% WG @200gm/ha) four times at monthly interval ( Sept. – Dec.) and additional doses of 75 gms potash per plant
4.	Source of Technology (ICAR/ AICRP/SAU/other, please specify)	OUAT
5.	Production system and thematic area	Banana Orchard, IDM
6.	Performance of the Technology with performance indicators	TO1-No of affected leaf /plant = 1.2,TO2-No of affected leaf /plant=0.9
7.	Final recommendation for micro level situation	TO <sub>2</sub> is recommended due to low incidence of disease and higher net income than farmers' practice
8.	Constraints identified and feedback for research	Soil Acidity, unavailability of healthy suckers  Reclamation of soil acidity,Sucker treatment and alternate spraying of Bordeaux mixture 1% and (Tebuconazole 50%+Trifloxystrobin 25%)75%WG@200gm/ha) at 15 days interval and additional doses of 25% Potash.
9.	Process of farmers participation and their reaction	Group meeting, interactive discussion, training, Field day

Thematic area: *Integtated Disease Management*

Problem definition: **Low yield of Banana due to moderate to severe infection of sigatoka disease**

Technology assessed: **TO<sub>1</sub> - Alternate spraying of Bordeaux mixture 1% and (Propiconazole 25%EC@500ml/ha four times at montly interval ( Sept. –Dec.) and additional doses of 75 gms potash per plant**

**TO<sub>2</sub> -Alternate spraying of Bordeaux mixture 1% and (Tebuconazole 50%+Trifloxystrobin 25%) 75% WG @200gm/ha) four times at monthly interval ( Sept. – Dec.) and additional doses of 75 gms potash per plant**

Table:

Technology option	No. of trials	Yield component			No of affected leaves /plant	Yield (q/ha)	Cost of cultivation (Rs./ha)	Gross return (Rs/ha)	Net return (Rs./ha)	BC ratio
FP	5	-	-	-	4.8	288	163000	374900	211900	2.30
TO <sub>1</sub>	5	-	-	-	1.2	312	165825	412904	247079	2.49
TO <sub>2</sub>	5	-	-	-	0.9	323	169325	436858	267533	2.58

Results:

OFT-6

1.	Title of On farm Trial	Assessment of growth performance of Java Punti ( <i>P. gonionotus</i> ) within three species IMC culture
2.	Problem diagnosed	Low fish yield from existing IMC culture only
3.	Details of technologies selected for assessment/refinement (Mention either Assessed or Refined)	TO <sub>1</sub> - Stocking ratio of Catla:Rohu:Mrigal:Java Punti::3:4:3:1 TO <sub>2</sub> - Stocking ratio of Catla:Rohu:Mrigal:Java Punti::3:4:3:2
4.	Source of Technology (ICAR/ AICRP/SAU/other, please specify)	CIFA, BBSR,2004
5.	Production system and thematic area	Production & management
6.	Performance of the Technology with	Additional income, Yield (q/ha), B.C ratio



	performance indicators	
7.	Final recommendation for micro level situation	Intercropping of Java Punti in TO <sub>2</sub> resulted more fish yield and additional income
8.	Constraints identified and feedback for research	Difficulty in getting JavaPunti seeds. More emphasis to be given on Java Punti seed production
9.	Process of farmers participation and their reaction	Group meeting, interactive discussion, training, Field day

*Thematic area: production & management*

Problem definition: Low fish yield from existing IMC culture only

Technology assessed: TO<sub>1</sub> - Stocking ratio of Catla:Rohu:Mrigal:Java Punti::3:4:3:1

TO<sub>2</sub> - Stocking ratio of Catla:Rohu:Mrigal:Java Punti::3:4:3:2

Table:

Technology option	No. of trials	Yield component			Avg. body wt. of Punti (kg)	Yield (q/ha)	Cost of cultivation (Rs./ha)	Gross return (Rs/ha)	Net return (Rs./ha)	BC ratio
FP	7	-	-	-	-	28.68	126900	286800	1,59,900	2.26
TO <sub>1</sub>	7	-	-	-	0.210	35.35	143115	353500	2,10,385	2.47
TO <sub>2</sub>	7	-	-	-	0.215	35.95	144380	359500	2,15,120	2.49

Results:

OFT-7

1.	Title of On farm Trial	Assessment of humic acid as a substitute for raw cow dung for enhanced production in community tank
2.	Problem diagnosed	Low production due to less plankton density in community tank
3.	Details of technologies selected for assessment/refinement (Mention either Assessed or Refined)	TO <sub>1</sub> - Application of humic acid @ 1L/ac-m/month TO <sub>2</sub> - Application of humic acid @ 2L/ac-m/month

4.	Source of Technology (ICAR/AICRP/SAU/other, please specify)	College of Fisheries, OUAT
5.	Production system and thematic area	Production & management
6.	Performance of the Technology with performance indicators	Additional income, Yield (q/ha), B.C ratio
7.	Final recommendation for micro level situation	Higher plankton production with better body weight gain
8.	Constraints identified and feedback for research	Cost effective preparation
9.	<b>Process of farmers participation and their reaction</b>	Group meeting, interactive discussion, training, Field day

*Thematic area:* Production & management

*Problem definition:* Low production due to less plankton density in community tank

*Technology assessed:* TO<sub>1</sub> - Application of humic acid @ 1L/ac-m/month

TO<sub>2</sub> - Application of humic acid @ 2L/ac-m/month

Table:

Technology option	No. of trials	Yield component			Parameter (Plankton conc./50ml water)	Yield (q/ha)	Cost of cultivation (Rs./ha)	Gross return (Rs/ha)	Net return (Rs./ha)	BC ratio
FP	7	-	-	-	1.1 ml	28.45	129900	284500	1,54,600	2.19
TO <sub>1</sub>	7	-	-	-	1.7 ml	34.40	147000	344000	1,97,000	2.34
TO <sub>2</sub>	7	-	-	-	1.9 ml	35.05	148500	350500	2,02,000	2.36

Results:

OFT-8

1.	Title of On farm Trial	Assessment of Paddy straw mushroom sp. <i>V. volvaceae</i> cultivation by different methods using threshed straw
2.	Problem diagnosed	Less availability of bundle paddy straw due to use of combined harvester

3.	Details of technologies selected for assessment/refinement (Mention either Assessed or Refined)	TO <sub>1</sub> - Cultivation with threshed paddy straw in bed method (substrate soaking time reduced to 8 hours wetting with 2% lime )  TO <sub>2</sub> - Cultivation with crushed paddy straw in semi compost method (threshed straw+ wetting with 1% lime (composting 2 days) + rice bran @ 5 % dry wt. basis and 1.5% poultry manure (composting 2 days) followed by Pilling( 2 days) and pasturization (1 day)+ spawned with 0.4% of wet weight basis of the compost and the bed is covered with thin plastic sheet.
4.	Source of Technology (ICAR/ AICRP/SAU/other, please specify)	CTMRT,OUAT, 2014
5.	Production system and thematic area	Mushroom production
6.	Performance of the Technology with performance indicators	Biological efficiency TO <sub>1</sub> - 4.66%, TO <sub>2</sub> - 6.00%
7.	Final recommendation for micro level situation	Paddy straw mushroom in compost method gives 28.57% more yield and loose straw are utilized in substrate preparation
8.	Constraints identified and feedback for research	Compost method is very difficult process and there is higher chance of substrate contamination
9.	Process of farmers participation and their reaction	Group meeting, interactive discussion, training, Field day

*Thematic area: Mushroom Production*

Problem definition: Less availability of bundle paddy straw due to use of combined harvester

Technology assessed: TO<sub>1</sub> - Cultivation with threshed paddy straw in bed method

TO<sub>2</sub> - Cultivation with crushed paddy straw in semi compost method

Table:

Technology option	No. of trials	Yield component			Yield (kg/bed)	Cost of cultivation (Rs./Bed)	Gross return (Rs/Bed)	Net return (Rs./bed)	BC ratio
		Biological Efficiency (%)	Avg. fruit body weight (g)						
FP	10	5.33	58		0.8	50	80	30	1.6
TO <sub>1</sub>	10	4.66	56		0.7	40	70	30	1.75
TO <sub>2</sub>	10	6.00	60		0.9	45	90	45	2.00

Results:

## OFT-9

1.	Title of On farm Trial	<b>Assessment of vermicomposting using different farm waste</b>
2.	Problem diagnosed	Unawareness of economic waste recycling by vermicomposting
3.	Details of technologies selected for assessment/refinement (Mention either Assessed or Refined)	TO <sub>1</sub> - Vermicomposting using Spent Mushroom Substrate (Spent Mushroom Substrate+ Cowdung)@ 6:4 inoculated with vermiculture(E. foetida) @ 1000 no. /100cft  TO <sub>2</sub> - Vermicomposting using Eichhornia (Eichhornia + Cowdung)@ 6:4 inoculated with vermiculture (E.foetida) @ 1000 no. /100cft
4.	Source of Technology (ICAR/ AICRP/SAU/other, please specify)	OUAT, 2012
5.	Production system and thematic area	Waste Recycling
6.	Performance of the Technology with performance indicators	Duration of cycle: TO <sub>1</sub> -75 days, TO <sub>2</sub> – 55days
7.	Final recommendation for micro level situation	Production of vermicompost using waterhycienth was 6 cycles /annum whereas it takes 300 days for composting in traditional method
8.	Constraints identified and feedback for research	Organic nutrients in the compost should be tested
9.	Process of farmers participation and their reaction	Group meeting, interactive discussion, training, Field day

*Thematic area: Waste Recycling*

Problem definition: Unawareness of economic waste recycling by vermicomposting

Technology assessed: TO<sub>1</sub> - Vermicomposting using Spent Mushroom Substrate

TO<sub>2</sub> - Vermicomposting using Eichhornia

Table:

Technology option	No. of trials	Yield component			Cost of cultivation (Rs./cycl)	Gross return (Rs/cycl)	Net return (Rs./ha)	BC ratio
		Compost yield (Q/Cycle)	Verm Yield (Kg/ Cycle)	Duration of cycle (Days)				
FP	5	4	-	300	1500	2000	500	1.3

TO <sub>1</sub>	5	4.5	3.5	75			3500	6250	2750	1.7
TO <sub>2</sub>	5	6	4	55			3500	8000	4500	2.2

Results:  
OFT-10

1.	Title of On farm Trial	Assessment of Tractor drawn Multi crop Seed cum Fertilizer drill for sowing of Greengram
2.	Problem diagnosed	Low yield due to improper plant population
3.	Details of technologies selected for assessment/refinement (Mention either Assessed or Refined)	TO <sub>1</sub> -Use of Powertiller drawn multicrop Seed cum Fertilizer drill TO <sub>2</sub> - Use of Tractor drawn multicrop Seed cum Fertilizer drill
4.	Source of Technology (ICAR/ AICRP/SAU/other, please specify)	AICRP on FIM, CAET,OUAT
5.	Production system and thematic area	Rice-Greengram , Farm mechanization
6.	Performance of the Technology with performance indicators	Cost of Operation (Rs/ha) TO <sub>1</sub> –Rs.1797/- TO <sub>2</sub> -Rs.1614/-
7.	Final recommendation for micro level situation	Land preparation with Rotavator and optimum moisture content in soil is essential before operating the Seed cum fertilizer drill for sowing of Greengram.
8.	Constraints identified and feedback for research	Standardising the optimum moisture content of soil at which the seed drill needs to be operated particularly for Greengram / Blackgram sowing
9.	Process of farmers participation and their reaction	Group meeting, interactive discussion, training, Field day

*Thematic area: Farm Mechanization*

Problem definition: Low yield due to improper plant population

Technology assessed: TO<sub>1</sub> -Use of Powertiller drawn multicrop Seed cum Fertilizer drill

TO<sub>2</sub> - Use of Tractor drawn multicrop Seed cum Fertilizer drill

Table:

Technology	No. of	Yield Component	Parameter	Yield(q/ha)	Cost of	Gross return	Net return	BC
------------	--------	-----------------	-----------	-------------	---------	--------------	------------	----

option	trials				(Cost of operation Rs/ha)		Cultivation (Rs/ha)	(Rs/ha)	(Rs./ha)	ratio
FP	05	-	-	-	2070	5.4	16500	27000	10500	1.63
TO <sub>1</sub>	05	-	-	-	1797	5.9	16120	29500	13380	1.83
TO <sub>2</sub>	05	-	-	-	1614	6.1	16223	30500	14277	1.88

Results:

**Please provide all the OFTs in same format**

### 3.2 Achievements of Frontline Demonstrations

#### A. Details of FLDs conducted during the year

##### Cereals

Sl. No.	Crop	Thematic area	Technology Demonstrated with detailed treatments	Area (ha)		No. of farmers/ demonstration									Reasons for shortfall in achievement
				Proposed	Actual	SC		ST		Others		Total			
						M	F	M	F	M	F	M	F	T	
1.	Rice	IWM	<b>Integrated weed management in transplanted rice</b> Pre-emergence- Pretilachlor 30%EC- 600ml/acre Post-emergence- BispyribacSodium(80- 100ml/acre) at 15-25 DAT (4-5 )	20	2	3				6	1	9	1	10	
2.	Rice	IPM	<b>Management of sheath blight in low land transplanted rice</b>	1.0	1.0	1				14		15			

			Seed treatment with Thiophenate methyl @1.5g/kg seed and need based application of alternate spraying of (Trifloxystrobin+ Tebuconazole) @ 200g/ ha and Thifluzamide 24SC @500 ml/ha						
3.									

### Details of farming situation

Crop	Season	Farming situation (RF/Irrigated )	Soil type	Status of soil (Kg/ha)			Previous crop	Sowing date	Harvest date	Seasonal rainfall (mm)	No. of rainy days
				N	P <sub>2</sub> O <sub>5</sub>	K <sub>2</sub> O					
Rice	Kharif										
Rice	Kharif	Rainfed	Clay loam	246	11.08	135	Green gram	13.07.18	16.12.18		

In both the Tables, information of same crop should be provided. For example, if in Table 3.2A crops are mentioned as a,b,c,d etc., in the table for Details of farming situation, the same crop should be mentioned in the identical sequence.

### Performance of FLD

Oilseeds:

Frontline demonstrations on oilseed crops

Crop	Thematic Area	Name of the technology demonstrated	No. of Farmers	Area (ha)	Yield (q/ha)		% Increase	*Economics of demonstration (Rs./ha)				*Economics of check (Rs./ha)			
					Demo	Check		Gross Cost	Gross Return	Net Return	** BCR	Gross Cost	Gross Return	Net Return	** BCR

Total															

\* Economics to be worked out based on total cost of production per unit area and not on critical inputs alone.

\*\* BCR= GROSS RETURN/GROSS COST

### Pulses

#### Frontline demonstration on pulse crops

Crop	Thematic Area	Name of the technology demonstrated	No. of Farmers	Area (ha)	Yield (q/ha)		% Increase	*Economics of demonstration (Rs./ha)				*Economics of check (Rs./ha)			
					Demo	Check		Gross Cost	Gross Return	Net Return	** BCR	Gross Cost	Gross Return	Net Return	** BCR
Greengram	IDM	<b>YMV management in Greengram</b> Seed treatment with Imidacloprid 600FS @ 5ml/kg seed, Instalation of YST @ 25/ha, alternate spraying of Neem oil (300ppm) @ 2.5ltr/ha and Difenthiuron 50% WP @ 500gm/ha at 10 days interval at 40 DAS	10	1.0	7.6	5.8	66.37	20700	38000	13500	1.83	18500	29000	8500	1.56
	Total		10	1.0	7.6	5.8	66.37	20700	38000	13500	1.83	18500	29000	8500	1.56

\* Economics to be worked out based on total cost of production per unit area and not on critical inputs alone.

\*\* BCR= GROSS RETURN/GROSS COST



## Other crops

Crop	Thematic area	Name of the technology demonstrated	No of Farmer	Area (ha)	Yield (q/ha)		% change in yield	Other parameters		*Economics of demonstration (Rs./ha)				*Economics of check (Rs./ha)			
					Demonstration	Check		Demo	Check	Gross Cost	Gross Return	Net Return	** BCR	Gross Cost	Gross Return	Net Return	** BCR
Chilli	IPM	Integrated management for thrips & mites in Chilli Soil application of neem cake @2.5 qt/ha, Installation of Blue sticky traps @50nos/ha, & need based application of Difenthiuron @1gm/lt & Spiromesifen 240 SC @ 0.6ml/ lit alternately at 10 days interval	10	1.0	230	186	23.65	No of thrips/plant 2.6	No of thrips/plant 7.42	67200	138000	70800	2.05	62365	111600	49235	1.78
Cabbage	IPM	Integrated management of DBM in Cabbage Growing of Mustard as trap crop in 16:1 ratio 15 DBT of main crop + pheromone trap 25/Ha + Alternate spraying of NSKE 5% and Spinosad 45 SC @125ml/ha	10	1.0	264.1	225.8	16.96	No of larvae/plant- 0.76	No of larvae/plant- 3.36	78182	171665	93483	2.19	72687	146770	74083	2.01

Banana	Varietal evaluation	Demonstration of tissue culture banana var. Patakapura Cultivation of tissue culture banana var. Patakapura with 10kg FYM +1kg neem cake +200gm N, 60gm P,300gm K per plant	Damaged by "FANI"														
Pointed gourd	Production management	Artificial pollination in Pointed gourd to enhance fruit setting Artificial pollination (Plucking male flowers, collection of pollens, diluting with water, sieving using a net & pollinating female flowers	5		130.6	96.2	34.4	No.of fruits/plant	No.of fruits/plant	223040	492000	286960	2.20	211050	382000	170950	1.81
Watermelon	Production Management	Watermelon seedling raising in polythene to avoid late planting after late harvest of Paddy Sowing in the polythene in the 1 <sup>st</sup> week of December and transplanting in the main field (25-30 days)	5		256	230	11.3			82400	179200	96800	2.17	72000	126500	54500	1.75



Poultry																	
Rabbitry																	
Pigerry																	
Sheep and goat																	
Duckery																	
Others (pl.specify)																	
Total																	

\* Economics to be worked out based on total cost of production per unit area and not on critical inputs alone.

\*\* BCR= GROSS RETURN/GROSS COST

Fisheries

Category	Thematic area	Name of the technology demonstrated	No. of Farmer	No. of units	Major parameters Yield(q/ha)		% change in major parameter	Other parameter		*Economics of demonstration (Rs.)				*Economics of check (Rs.)			
					Demonstration	Check		Demonstration	Check	Gross Cost	Gross Return	Net Return	** BCR	Gross Cost	Gross Return	Net Return	** BCR

Fish (IMC)	Production & Management	Floating fish feed in Composite fish culture for growth enhancement Application of Floating fish feed @ 1% body weight daily in composite carp culture	5	5	38.70	29.25	32.3	Average body weight of fish (kg)- 0.720	Average body weight of fish (kg)- 0.550	150580	387000	236420	2.57	131165	292500	161335	2.23
Fish (IMC)	Production & Management	Jayanti Rohu in Composite Carp culture for more yield Stocking of grow out ponds with Catla:Jayanti Rohu:Mrigal fingerlings@ 3000:4000:3000 nos per ha	10	10	33.20	28.75	15.4	Average body weight of fish (kg)- 0.620 Plankton density (ml/50 L)- 2.1	Average body weight of fish (kg)- 0.540 Plankton density (ml/50 L)- 1.6	144350	332000	187650	2.30	132000	287500	155500	2.17

Fish (IMC & Common carp)	Production & Management	<b>Yearling stocking for higher fish yield</b> Stocking Yearlings of Catla, Rohu, Mrigal and Common carp at a ratio of 3:4:2:1 @ 5000 nos/ha with proper pond management practices	10	10	37.15	28.85	28.76	<b>Average body weight of fish (kg)- 0.710</b>	<b>Average body weight of fish (kg)- 0.580</b>	152880	371500	218620	2.43	129950	288500	158550	2.22
Others (pl. specify)																	
Total																	

\* Economics to be worked out based on total cost of production per unit area and not on critical inputs alone.

\*\* BCR= GROSS RETURN/GROSS COST

#### Other enterprises

Category	Name of the technology demonstrated	No. of Farmer	No. of units	Major parameters		% change in major parameter	Other parameter		*Economics of demonstration (Rs.) or Rs./unit				*Economics of check (Rs.) or Rs./unit			
				Demonstration	Check		Demonstration	Check	Gross Cost	Gross Return	Net Return	** BCR	Gross Cost	Gross Return	Net Return	** BCR



Category	Name of the technology demonstrated	No. of Farmer	No. of units	Major parameters		% change in major parameter	Other parameter		*Economics of demonstration (Rs.) or Rs./unit				*Economics of check (Rs.) or Rs./unit				
				Demonstration	Check		Demonstration	Check	Gross Cost	Gross Return	Net Return	** BCR	Gross Cost	Gross Return	Net Return	** BCR	
Sericulture																	
Apiculture	<b>Apiary in coconut orchard for income generation</b> Apiary with Critical Inputs: Bee box, accessories, Bee colony (Apis cerena indica) and dearth feeding of sugar and water (1:1) during lean period	5	5	<b>Honey yield / box (1st Yr)</b> 6 Kg	New intervention				2400	3000	600	1.25					



Category	Name of the technology demonstrated	No. of Farmer	No. of units	Major parameters		% change in major parameter	Other parameter		*Economics of demonstration (Rs.) or Rs./unit				*Economics of check (Rs.) or Rs./unit			
				Demonstration	Check		Demonstration	Check	Gross Cost	Gross Return	Net Return	** BCR	Gross Cost	Gross Return	Net Return	** BCR
Value addition	Tomato powder:.. Matured Ripe Tomato washed ,cut into slice, and drying in solar dryer. The dried pieces are grinded into powder and sealed in air tight container	10	10	10 kg	700g	-	Moisture content -7% Shelf Life-2 Month	Shelf Life-5 days	150	350	200	2.33	60	100	40	1.66
Total																

\* Economics to be worked out based on total cost of production per unit area and not on critical inputs alone.

\*\* BCR= GROSS RETURN/GROSS COST

#### Women empowerment

Category	Name of technology	No. of demonstrations	Observations		Remarks
			Demonstration	Check	







Total										
Fodder crops										
Napier (Fodder)										
Maize (Fodder)										
Sorghum (Fodder)										
Others (Pl. specify)										
Total										

#### Technical Feedback on the demonstrated technologies

Sl. No	Crop	Feed Back
1	Rice	Reduced cost of cultivation due to no hand weeding
2	Rice	No symptom was noticed after 1 <sup>st</sup> spraying & no of tillers increased /hill
3	Greengram	Low incidence of YMV was observed at 30 DAS
4	Chilli	Appreciated the chemical Pegasus and installation of blue sticky trap
5	Cabbage	Demanded for availability lure in their locality
6	Pointed gourd	More no of fruits per plant was 34.4% more yield than FP
7	Water melon	Sowing in the polythene in the 2 <sup>nd</sup> week of December gives Rs42,300/- of additional income than direct sowing of seed
8	Groundnut	Cycle weeder can only be used in line sown groundnut crop after 15,30 & 45 days of sowing .In cases where groundnut is sown behind the bullock drawn plough it can be operated only in between 15-25 days of sowing
9	Fish (IMC)	Feed loss is minimized and fish yield is increased by more than 30% by use of floating feed
10	Fish (IMC)	High yield due to more growth rate of Jayanti Rohu than normal Rohu.
11	Fish (IMC & Common carp)	Stocking of Yearlings of IMC enhances 28% more yield & less mortality of fish
12	Paddy straw mushroom	Cultivation in agro shade net increases yield 57.14 % & gives additional income Rs25/- bed
13	Nutritional Garden	Farm families were aware of nutritional balanced diet and got an additional income of Rs,4592 /annum
14	Apiary	Farm women got additional income from coconut orchard
15	Tomato Powder	SHG members are happy to get an income of Rs.200/extra and interested to produce in large scale to sale as secondary product.

Extension and Training activities under FLD

Sl. No.	Activity	Date	No. of activities organized	Number of participants	Remarks
1.	Field days	18.03.19,19.03.19 29.03.19, 30.03.19	4	200	
2.	Farmers Training		12	300	
3.	Media coverage		4	Mass	
4.	Training for extension functionaries		2	40	

**Performance of the demonstration under CFLD on Pulse and Oilseed Crops during Kharif 2018 and Rabi 2018-19:**

**A. Technical Parameters:**

Sl. No.	Crop demonstrated	Existing (Farmer's) variety name	Existing yield (q/ha)	Yield gap (Kg/ha) w.r.to			Name of Variety + Technology demonstrated	Number of farmers	Area in ha	Yield obtained (q/ha)			Yield gap minimized (%)			
				District yield (D)	State yield (S)	Potential yield (P)				Max.	Min.	Av.	D	S	P	
1	Blackgram	Local (saved seed)	5.4	-40	-82	458	PU-31 + Cluster Demonstration on Blackgram (Seed treatment with <i>Imidachloprid</i> ( <i>Gauch</i> ) @5ml/kg of seed and inoculation with <i>Rhizobium</i> @20 gm/kg of seed), Redomil gold 280gm/acre, Dinetofuran	75	30	8.1	6.82	7.6				48.03

							80gm/acre, yellow sticky Trap 16nos./ha, Neem oil 1500ppm @ 1.5lit/ha DAP(2% spray)								
2	Greengram	Local(saved seed)	5.5	-100	-73	357	IPM-02-14 + Cluster Demonstration on Greengram (Seed treatment with <i>Imidachloprid(Gauch)</i> @5ml/kg of seed and inoculation with Rhizobium@20 gm/kg of seed), Redomil gold 280gm/acre, Dinetofuran 80gm/acre, yellow sticky Trap 16nos./ha, Neem oil 1500ppm @ 1.5lit/ha DAP(2% spray)	75	30	8.11	6.2	7.2			47.61

### B. Economic parameters

Sl. No.	Variety demonstrated & Technology demonstrated	Farmer's Existing plot				Demonstration plot			
		Gross Cost (Rs/ha)	Gross return (Rs/ha)	Net Return (Rs/ha)	B:C ratio	Gross Cost (Rs/ha)	Gross return (Rs/ha)	Net Return (Rs/ha)	B:C ratio
1	PU-31 + Cluster Demonstration on	16300	27000	10700	1.65	20213.9	38000	17786.1	1.87

	Blackgram (Seed treatment with <i>Imidachloprid</i> ( <i>Gauch</i> ) @5ml/kg of seed and inoculation with Rhizobium@20 gm/kg of seed), Redomil gold 280gm/acre, Dinetofuran 80gm/acre, yellow sticky Trap 16nos./ha, Neem oil 1500ppm @ 1.5lit/ha DAP(2% spray)								
2	GREENGRAM IPM-02-14+ Cluster Demonstration on Greengram (Seed treatment with <i>Imidachloprid</i> ( <i>Gauch</i> ) @5ml/kg of seed and inoculation with Rhizobium@20 gm/kg of seed), Redomil gold 280gm/acre, Dinetofuran 80gm/acre, yellow sticky Trap 16nos./ha, Neem oil 1500ppm @ 1.5lit/ha DAP(2% spray)	16300	27500	11200	1.68	19776.1	36000	16223.9	1.82

### C. Socio-economic impact parameters



Sl. No.	Crop and variety Demonstrated	Total Produce Obtained (kg)	Produce sold (Kg/household)	Selling Rate (Rs/Kg)	Produce used for own sowing (Kg)	Produce distributed to other farmers (Kg)	Purpose for which income gained was utilized	Employment Generated (Mandays/house hold)
1	<p>PU-31 Blackgram (Seed treatment with <i>Imidachloprid(Gauch)</i> @5ml/kg of seed and inoculation with Rhizobium@20 gm/kg of seed), Redomil gold 280gm/acre, Dinetofuran 80gm/acre, yellow sticky Trap 16nos./ha, Neem oil 1500ppm @ 1.5lit/ha DAP(2% spray)</p>	760	500	50.00	50	210	livelihood	30
2	<p>Greengram Var IPM-02-14  (Seed treatment with <i>Imidachloprid(Gauch)</i> @5ml/kg of seed and inoculation with Rhizobium@20 gm/kg of seed), Redomil gold 280gm/acre, Dinetofuran</p>	720	500	50.00	50	170	livelihood	30

80gm/acre, yellow sticky Trap 16nos./ha, Neem oil 1500ppm @ 1.5lit/ha DAP(2% spray)								
---	--	--	--	--	--	--	--	--

#### D. Oilseed Farmers' perception of the intervention demonstrated

Sl. No.	Technologies demonstrated (with name)	Farmers' Perception parameters					
		Suitability to their farming system	Likings (Preference)	Affordability	Any negative effect	Is Technology acceptable to all in the group/village	Suggestions, for change/improvement, if any

#### E. Specific Characteristics of Technology and Performance

Specific Characteristic	Performance	Performance of Technology vis-a vis Local Check	Farmers Feedback
<ul style="list-style-type: none"> <li>Resistance to leaf spot</li> <li>Resistance to YMV</li> </ul>			YMV occurrence is low.

#### F. Extension activities under FLD conducted:

Sl. No.	Extension Activities organized	Date and place of activity	Number of farmer attended
1	(Training programme) Scientific Production of Blackgram	Jaypur, Satyabadi 02.01.2019	25
2	(Training programme) Fertilizer recommendation on the basis of soil test value	Baulapada, Nimapada 07.01.2019	25
3	(Training programme) Technique of soil sample collection	Dinauddharan, Pipili 27.12.2019	25
4	(Training programme) Scientific Production of greengram	Bharatipur, Pipili 11.1.2019	25

G. Sequential good quality photographs (as per crop stages i.e. growth & development)









## H. Farmers' training photographs



## I. Quality Action Photographs of field visits/field days and technology demonstrated.



## J. Details of budget utilization

Crop (provide crop wise information )	Items	Budget Received (Rs.)	Budget Utilization (Rs.)	Balance (Rs.)
BLACKGRAM	i) Critical input	243000	249982	-(6982)
	ii) TA/DA/POL etc. for monitoring	9000	8898	102
	iii) Extension Activities (Field day)	7500	7500	
	iv) Publication of literature	7500	8232	-(732)













Thematic Area	No. of Courses	No. of Participants									Grand Total		
		Other			SC			ST					
		M	F	T	M	F	T	M	F	T	M	F	T
Seed Production													
Planting material production													
Bio-agents production													
Bio-pesticides production													
Bio-fertilizer production													
Vermi-compost production													
Organic manures production													
Production of fry and fingerlings													
Production of Bee-colonies and wax sheets													
Small tools and implements													
Production of livestock feed and fodder													
Production of Fish feed													
Others, if any													
<b>X. Capacity Building and Group Dynamics</b>													
Leadership development													
Group dynamics													
Formation and Management of SHGs													
Mobilization of social capital													
Entrepreneurial development of farmers/youths													
WTO and IPR issues													
Others, if any													
<b>XI Agro-forestry</b>													
Production technologies													
Nursery management													
Integrated Farming Systems													
<b>XII. Others (Pl. Specify)</b>													
<b>TOTAL</b>													

**B) Rural Youth (on campus)**

















Thematic Area	No. of Courses	No. of Participants									Grand Total			
		Other			SC			ST			M	F	T	
		M	F	T	M	F	T	M	F	T				
Fish processing and value addition														
Others, if any														
<b>IX. Production of Inputs at site</b>														
Seed Production														
Planting material production														
Bio-agents production														
Bio-pesticides production														
Bio-fertilizer production														
Vermi-compost production														
Organic manures production														
Production of fry and fingerlings														
Production of Bee-colonies and wax sheets														
Small tools and implements														
Production of livestock feed and fodder														
Production of Fish feed														
Others, if any														
<b>X. Capacity Building and Group Dynamics</b>														
Leadership development														
Group dynamics	1	19		19	1		1				20		20	
Formation and Management of SHGs														
Mobilization of social capital														
Entrepreneurial development of farmers/youths	2	26	21	47	3		3				29	21	50	
WTO and IPR issues														
Others, if any	2	44		44	6		6				50		50	
XI Agro-forestry	5	114	8	122	2	1	3				116	9	125	
Production technologies														
Nursery management														
Integrated Farming Systems														
<b>XII. Others (Pl. Specify)</b>														
<b>TOTAL</b>	<b>54</b>	<b>917</b>	<b>305</b>	<b>1147</b>	<b>90</b>	<b>67</b>	<b>157</b>	<b>0</b>	<b>0</b>	<b>0</b>	<b>979</b>	<b>341</b>	<b>1345</b>	





Thematic Area	No. of Courses	No. of Participants									Grand Total		
		Other			SC			ST					
		M	F	T	M	F	T	M	F	T	M	F	T
Care and maintenance of farm machinery and implements													
WTO and IPR issues													
Management in farm animals													
Livestock feed and fodder production													
Household food security													
Women and Child care													
Low cost and nutrient efficient diet designing													
Production and use of organic inputs													
Gender mainstreaming through SHGs													
Crop intensification													
<b>TOTAL</b>													

### G) Consolidated table (ON and OFF Campus)

#### i. Farmers & Farm Women

Thematic Area	No. of Courses	No. of Participants									Grand Total		
		Other			SC			ST					
		M	F	T	M	F	T	M	F	T	M	F	T
<b>I. Crop Production</b>													
Weed Management													
Resource Conservation Technologies													
Cropping Systems													
Crop Diversification													
Integrated Farming													
Water management													
Seed production													
Nursery management													
Integrated Crop Management	1	15	4	19	4	2	6				19	6	25











Thematic Area	No. of Courses	No. of Participants									Grand Total		
		Other			SC			ST					
		M	F	T	M	F	T	M	F	T	M	F	T
<b>IX. Production of Inputs at site</b>													
Seed Production													
Planting material production													
Bio-agents production													
Bio-pesticides production													
Bio-fertilizer production													
Vermi-compost production													
Organic manures production													
Production of fry and fingerlings													
Production of Bee-colonies and wax sheets													
Small tools and implements													
Production of livestock feed and fodder													
Production of Fish feed													
Others, if any													
<b>X. Capacity Building and Group Dynamics</b>													
Leadership development													
Group dynamics	1	19		19	1		1				20		20
Formation and Management of SHGs													
Mobilization of social capital													
Entrepreneurial development of farmers/youths	2	26	21	47	3		3				29	21	50
WTO and IPR issues													
Others, if any	2	44		44	6		6				50		50
XI Agro-forestry	5	114	8	122	2	1	3				116	9	125
Production technologies													
Nursery management													
Integrated Farming Systems													
<b>XII. Others (Pl. Specify)</b>													
<b>TOTAL</b>	54	917	305	1147	90	67	157	0	0	0	979	341	1345



Thematic Area	No. of Courses	No. of Participants									Grand Total		
		Other			SC			ST					
		M	F	T	M	F	T	M	F	T	M	F	T
Para vets													
Para extension workers													
Composite fish culture													
Freshwater prawn culture													
Shrimp farming													
Pearl culture													
Cold water fisheries													
Fish harvest and processing technology													
Fry and fingerling rearing													
Small scale processing													
Post Harvest Technology													
Tailoring and Stitching													
Rural Crafts													
Organic farming	1	17		17	3		3				17	3	20
Soft skill development	2	38		38	2		2				38	2	40
<b>TOTAL</b>	<b>7</b>	<b>88</b>	<b>40</b>	<b>128</b>	<b>9</b>	<b>3</b>	<b>12</b>	<b>0</b>	<b>0</b>	<b>0</b>	<b>92</b>	<b>48</b>	<b>140</b>

### C) Extension Personnel (On & Off campus)

Thematic Area	No. of Courses	No. of Participants									Grand Total		
		Other			SC			ST					
		M	F	T	M	F	T	M	F	T	M	F	T
Productivity enhancement in field crops													
Value addition													
Integrated Pest Management	2	28	7	35	3	0	3	2	0	2	33	7	40

Thematic Area	No. of Courses	No. of Participants									Grand Total		
		Other			SC			ST					
		M	F	T	M	F	T	M	F	T	M	F	T
Integrated Nutrient management													
Rejuvenation of old orchards													
Protected cultivation technology													
Formation and Management of SHGs													
Group Dynamics and farmers organization													
Information networking among farmers													
Capacity building for ICT application	1	17	2	19	1		1				18	2	20
Care and maintenance of farm machinery and implements	1	15	3	18	2	0	2	0	0	0	17	3	20
WTO and IPR issues													
Management in farm animals													
Livestock feed and fodder production													
Household food security													
Women and Child care													
Low cost and nutrient efficient diet designing													
Production and use of organic inputs													
Gender mainstreaming through SHGs	1		19	19		1	1					20	20
<b>TOTAL</b>	<b>5</b>	<b>60</b>	<b>31</b>	<b>91</b>	<b>6</b>	<b>1</b>	<b>7</b>	<b>2</b>	<b>0</b>	<b>2</b>	<b>68</b>	<b>32</b>	<b>100</b>

Please furnish the details of training programmes as Annexure in the proforma given below

Discipline	Clientele	Title of the training programme	Duration in days	Venue (Off / On Campus)	Number of participants			Number of SC/ST		
					Male	Female	Total	Male	Female	Total
Agronomy	F/FW	Production technology paddy in low land	1	off	24	1	25	10		10
Agronomy	F/FW	Integrated nutrient	1	off	19	6	25	4	2	6

		management in paddy								
Soil science	F/FW	Technique of soil sample collection	1	off	25		25			
Soil science	F/FW	Use of soil health card for nutrient management	1	off	25		25			
Soil science	F/FW	Nutrient deficiency symptom of macronutrient & their management	1	off	24	1	25	1		1
Soil science	F/FW	Nutrient deficiency symptom of micronutrient & their management	1	off	19	6	25	6	2	8
Soil science	F/FW	Fertilizer recommendation on the basis of soil test value	1	off	12	13	25			
Soil science	F/FW	Management of acid soil	1	off	25		25			
Soil science	F/FW	Management of saline soil for crop production	1	off	25		25			
Soil science	RY	Organic farming	3	on	20		20	3		
Agricultural Extension	F/FW	Upgradation of farmers skill through electronic media	1	off	25		25			
Agricultural Extension	F/FW	Doubling farmers income through IFS	1	off	1	24	25		3	3
Agricultural Extension	F/FW	Role of ICT for the benefits of farmers in digital India	1	off	25		25	6		6
Agricultural Extension	F/FW	Role of KVK for changing farmer's income	1	off	4	21	25	1	1	2

Agricultural Extension	F/FW	Skill development methodologies for farmers	1	off	25		25	2		2
Agricultural Extension	F/FW	Technique of soil sample collection	1	off	25		25			
Agricultural Extension	F/FW	Scientific production of blackgram	1	off	18	7	25	1	1	2
Agricultural Extension	F/FW	Fertilizer recommendation on the basis of soil test value	1	off	25		25	1		1
Agricultural Extension	F/FW	Scientific production of greengram	1	off	25		25			
Agricultural Extension	F/FW	Scientific production of groundnut	1	off	23	2	25			
Agricultural Extension	RY	Development of managerial skill among rural youth	3	on	20		20	1		1
Agricultural Extension	RY	Leadership development among rural youth	3	on	20		20	1		1
Agricultural Extension	IS	ICT in agriculture	1	on	18	2	20	1		1
Fishery	F&FW	Stocking & post stocking pond management	01	Off	12	13	25	0	05	05
Fishery	F&FW	Composite Pisciculture	01	Off	25	0	25	0	0	0
Fishery	F&FW	Short term culture of minor carps in seasonal ponds	01	Off	25	0	25	7	0	7
Fishery	F&FW	Pisciculture in village community tanks	01	Off	23	02	25	3	0	3
Fishery	F&FW	Multiple stocking and multiple harvesting in pond culture	01	Off	25	0	25	0	0	0



Fishery	F&FW	Feeding management for carp culture	01	Off	22	3	25	0	0	0
Fishery	F&FW	Fish disease and their management	01	Off	25	0	25	2	0	2
Fishery	F&FW	Composite fish culture	01	Off	25	0	25	0	0	0
Fishery	RY	Breeding and culture of ornamental fish	01	On	20	0	20	0	0	0
Home Science	F&FW	Vermicomposting from spent mushroom substrates & farm waste	01	Off		25	25		11	11
Home Science	F&FW	Apiary for income generation	01	Off		25	25		12	
Home Science	F&FW	Value added products of oyster mushroom	01	Off		25	25		0	
Home Science	F&FW	Women friendly implements for drudgery reduction in pulses	01	Off		25	25		0	
Home Science	F&FW	Management of women SHGs	01	Off		25	25		1	1
Home Science	F&FW	Principles and practices of better marketing of agri produce	01	Off		25	25		9	9
Home Science	F&FW	Cultivation of paddy straw mushroom in agro shade net	01	Off		25	25		1	1
Home Science	F&FW	Management of nutritional garden in backyard	01	Off		25	25		0	0
Home Science	F&FW	Value addition of tomato	01	Off		25	25		2	2
Home	RY	Oyster mushroom	01	On		20	20		2	2

Science		production								
Home Science	RY	Paddy straw mushroom cultivation (In house)	01	On		20	20		0	0
Home Science	IS	Formation & management of SHG for women empowerment	01	On		20	20		1	1
<b>Agril. Engineering</b>	F&FW	Use of Wheel Cycle Weeder in Groundnut	01	Off	23	2	25	0	0	0
<b>Agril. Engineering</b>	F&FW	Operation & maintenance of Seed cum fertilizer drill	01	Off	25	0	25	2	0	2
<b>Agril. Engineering</b>	F&FW	Operation & maintenance of threshing and winnowing implements in Paddy	01	Off	11	14	25	8	6	14
<b>Agril. Engineering</b>	F&FW	Mulching in horticultural crops	01	Off	16	9	25	2	1	3
<b>Agril. Engineering</b>	IS	Improved Farm machineries used in Resource conservation	01	On	17	3	20	2	0	2
Plant Protection	F&FW	Integrated pest management in Paddy	01	Off	25	0	25	0	0	0
Plant Protection	F&FW	Foot Rot disease management in Betel vine	01	Off	25	0	25	1	0	1
Plant Protection	F&FW	Wilt management in Solanaceous crop	01	Off	25	0	25	3	0	3
Plant Protection	F&FW	Store grain pest management in Pulse	01	Off	23	2	25	6	1	7
Plant Protection	F&FW	Fruit fly management in Cucurbits	01	Off	17	8	25	4	3	7

Plant Protection	F&FW	Rodent management in Store Grain House	01	Off	16	9	25	7	5	12
Plant Protection	RY	Apiary in orchard	02	On	17	3	20	2	1	3
Plant Protection	IS	Integrated Pest & Disease management in Vegetables	02	On	20	0	20	4	0	4
Plant Protection	IS	Integrated Disease & Pest management in Paddy	02	On	13	7	20	5	0	5

#### H) Vocational training programmes for Rural Youth

##### Details of training programmes for Rural Youth

Crop / Enterprise	Identified Thrust Area	Training title*	Duration (days)	No. of Participants			Self employed after training			Number of persons employed elsewhere
				Male	Female	Total	Type of units	Number of units	Number of persons employed	
Green gram/ Black gram	Seed production	Quality seed production of pulses	5			10				
Mushroom	Mushroom production	Production of Value added products from fruits & vegetables	5	0	10	10	2	2	2	1

\*training title should specify the major technology /skill transferred

#### I) Sponsored Training Programmes

Sl. No	Title	Thematic area	Month	Duration (days)	Client PF/R Y/E F	No. of courses	No. of Participants									Sponsoring Agency	
							Male			Female			Total				
							Others	SC	ST	Others	SC	ST	Others	SC	ST		Total

3.4. A.  
Ex

**Extension Activities (including activities of FLD programmes)**

Nature of Extension Activity	No. of activities	Farmers				Extension Officials			Total		
		M	F	T	SC/ ST (% of total)	Male	Female	Total	Male	Female	Total
Field Day	4					2					100
KisanMela	1					6	2				500
KisanGhoshi	3										60
Exhibition	5					8	4				Mass
Film Show	18										420
Method Demonstrations	8										160
Farmers Seminar	0										0
Workshop	0										0
Group meetings	7										140
Lectures delivered as resource persons	16										450
Advisory Services	15										146
Scientific visit to farmers field	121										364
Farmers visit to KVK	1										791
Diagnostic visits	96										134
Exposure visits	2					1					40
Ex-trainees Sammelan	0										0
Soil health Camp	1	61	2	63	52.38				61	2	63

Animal Health Camp											
Agri mobile clinic											
Soil test campaign	1	30		30	20						30
Farm Science Club Conveners meet											
Self Help Group Conveners meetings											
Mahila Mandals Conveners meetings											
World food day	1	46	20	66	21.21				46	20	66
World soil day	1	18 2	48	230	9	12	1	13	194	49	243
Kissan diwas	1	50		50	12				50		50
Agriculture education day	1		48	48	10.4					48	48
Vigilance awareness week	2	52	23	75	18	3	2	5	55	25	80
Sankalp Se Siddhi											
Swatchta Hi Sewa	10	21 5	10 5	320	40	5		5	220	105	325
Mahila Kisan Divas	1		26	26	11.53					26	26
Coconut entrepreneur's meet	1	41		41	29.26	8	3	11	49	3	52
Total	317	67 7	54 4	949	223.78	45	12	34	675	278	4288

#### B. Other Extension activities

Nature of Extension Activity	No. of activities
Newspaper coverage	3
Radio talks	11
TV talks	2
Popular articles	2
Extension Literature	5
Technical report	24
Training material	8

CDs/ DVDs

1

### 3.5 a. Production and supply of Technological products

#### *Village seed*

Crop	Variety	Quantity of seed (q)	Value (Rs)	No. of farmers involved in village seed production	Number of farmers to whom seed provided			
					SC	ST	Other	Total
Total								

#### *KVK farm*

Crop	Variety	Quantity of seed (q)	Value (Rs)	Number of farmers to whom seed provided			
				SC	ST	Other	Total
Paddy	Swarna sub-1	176	511476/-				
	CR -1009-Sub-1	90	272790/-				
Blackgram	PU-31	7(Unprocessed)	-				
Grand Total		273	784266/-				

#### **Production of planting materials by the KVKs**

Crop	Variety	No. of planting materials	Value (Rs)	Number of farmers to whom planting material provided			
				SC	ST	Other	Total
<b>Vegetable seedlings</b>							
Cauliflower	NS 60 N	500	1000				
Cabbage	NS 22	300	600				
Tomato	Swarakshya	1000	2000				

Brinjal	Akshita	700	1400				
Chilli	NS 238	500	1000				
Onion							
Others							
<b>Fruits</b>							
Mango							
Guava							
Lime							
Papaya	PUSA Nanha, Vinayak, Ranchi Dwarf	1099	9000				
Banana	Patakapura, Bantala						
Others- Marigold	African marigold	410	492				
Ornamental plants							
Medicinal and Aromatic							
Plantation							
Spices							
Turmeric							
Tuber							
Elephant yams							
Fodder crop saplings							
Forest Species							
Others, pl.specify							
Total		4509	15,492				

### Production of Bio-Products

Name of product	Quantity	Value (Rs.)	No. of Farmers benefitted			
	Kg		SC	ST	Other	Total
<b>Bio-fertilizers</b>						
Vermi compost						
Vermiculture	400kg	4000/-				

Bio-pesticide	16kg	8000/-			16	16
Bio-fungicide						
Bio-agents						
<b>Others please specify.</b>						
Paddy Straw Mushroom	40.2 kg	4020			12	12
Oyster Mushroom	45 kg	2250			18	18
Crop cafeteria(Vegetables-Cherry Tomato, Tomato, Red Cabbage ,Cabbage, Cauliflower, Chilli, French beans, Bottle Gourd ,Ridge Gourd, Green leafy vegetables, Brinjal and Capsicum )	590kg	10700			36	36
Banana						
Marigold	6000nos	1500				
Honey	2kg	600				
<b>Total</b>		31070/-				

## Production of livestock materials

Particulars of Live stock	Name of the breed	Number	Value (Rs.)	No. of Farmers benefitted			
				SC	ST	Other	Total
Dairy animals							
Cows							
Buffaloes							
Calves							
Others (Pl. specify)							
Small ruminants							
Sheep							
Goat							
Other, please specify							
Poultry							
Broilers							



Layers				
Duals (broiler and layer)				
Japanese Quail				
Turkey				
Emu				
Ducks				
Others (Pl. specify)				
Piggery				
Piglet				
Hog				
Others (Pl. specify)				
Fisheries				
Indian carp				
Exotic carp				
Mixed carp				
Fish fingerlings	58000	76200		
Spawn				
Others (Pl. specify)				
Grand Total				

### 3.5. b. Seed Hub Programme - “Creation of Seed Hubs for Increasing Indigenous Production of Pulses in India”

i) Name of Seed Hub Centre:

Name of Nodal Officer :	
Address :	
e-mail :	
Phone No. :	
Mobile :	

ii) Quality Seed Production Reports

Season	Crop	Variety	Production (q)
--------	------	---------	----------------

			Target	Area sown (ha)	Production	Category of Seed (F/S, C/S)
Kharif 2018						
Rabi 2018-19						
Summer/Spring 2019						

## iii) Financial Progress

Fund received (2016-17, 2017-18 and 2018-19)	Expenditure (Rs. in lakhs)		Unspent balance (Rs. in lakhs)	Remarks
	Infrastructure	Revolving fund		
2016-17				
2017-18				
2018-19				

## iv) Infrastructure Development

Item	Progress
Seed processing unit	
Seed storage structure	

## 3.6. (A) Literature Developed/ Published (with full title, author &amp; reference)

Item	Title	Author's name	Number	Circulation
Research paper	Step Method of Multi Objective Programming: An Operational Research Tool for efficient	D.Parmjita, B.Panigrahi, J.C.Paul	1	<i>Journal Krishi Vigyan</i> , Special Issue ,Vol.7,

	Resource planning for Minor Irrigation Command			P:144-150
Research paper	Impact of Submergence studies on growth analytical parameters of different rice genotypes in coastal Odisha	N.Mohapatra, B.K.Hota	1	<i>Int. J. Current Microbiology &amp; applied Science</i> , Vol.7, No.10, P:973-982
Research paper	Impact of training programme on the profitability of mushroom growers in Angul district of Odisha	S.Acharya, B.Satapathy	1	<i>Journal of Krishi Vigyan</i> , Vol.6, Issue-2, P: 146-149
Research paper	Empowering Tribal women through Entrepreneurship: A study of self help groups of Gajapati district of Odisha	S.Acharya	1	<i>Journal of Extension Education</i> , Vol.18, No-2, P: 26-30
Research paper	Soil fertility status of different blocks of Puri district of Coastal Odisha	P.Majhi	1	<i>International journal of Agriculture Sciences</i> , Vol-10, Issue-21, P:7445-7447
Seminar/conference/symposia papers				
Books				
Booklet	Madhura jala chingudi chasa	M.Behera S.Mohanty	10	KVK,PURI
Booklet	Nadia chasare samnwita roga poka parichalana	S.Sethy N.Mohapatra S.Mohanty	500	KVK,PURI
Booklet	Dhana rua machine ra byabahara o rakhyana bekhyana	D.paramjita S.Mohanty	10	KVK,PURI
Booklet	Unnata manara dhana bihana utpadana o sarakhyana	N.Mohapatra S.Mohanty S.Sethy S Acharya	500	KVK,PURI

Booklet	Phala o panipariba sarkyana bigyana	S Acharya S.Mohanty	10	KVK,PURI
Bulletins	Agro advisory bulletins	-		
News letter	Nilachala Barta	All Scientists	2(510 Copies)	News Letter (April-sept,2018 & Oct 18-March-19)
Popular Articles				
Book Chapter				
Extension Pamphlets/ literature				
Technical reports	APR, AP, Miscellaneous Reports	-	24	KVK,PURI
Electronic Publication (CD/DVD etc)	World soil day	1	1	KVK,PURI
TOTAL				

N.B.: Please enclose a copy of each. In case of literature prepared in local language please indicate the title in English

(B) Details of HRD programmes undergone by KVK personnel:

Sl. No.	Name of programme	Name of course	Name of KVK personnel and designation	Date and Duration	Organized by
1.	Training programme on PFMS	PFMS	Dr.Sanjay Mahanty (S.SH) Mrs.Puspanjali Mishra (Comp.Prog.)	11.10.18	OUAT
2.	Training on GST	GST	Mr.Bibhu prasad Dash(Steno)	18.02.19	OUAT
3.	MDP for newly recruited Senior Scientist & Head	MDP	Dr.Sanjay Mahanty (S.SH)	04.12.18 to 07.01.19	ICAR
4.	Training on Operational modalities	Operational modalities of KVK	Miss Sonita rani Sathy(SMS)	25.03.19 to 27.03.19	OUAT
5.	TOT Programme on Aquacultur worker	TOT	Dr.Pradeepta Majhi(SMS) Mr.Manas Ranjan Behera(SMS)	18.09.18 to 20.09.18	ICAR

under ASCI

## 3.7. Success stories/Case studies, if any (two or three pages write-up on 1-2 best case(s) with suitable action photographs)

Name of farmer	MrBatakrusna Swain
Address	Village- Machhapada, Block- Delanga, Dist- Puri
Contact details (Phone, mobile, email Id)	Mobile- 8480341672
Landholding (in ha.)	1.5 ha
Name and description of the farm/ enterprise	<p>Floating Fish Feed:- Dissemination of the pisciculture technology. Pisciculture is an important livelihood activity for economic upliftment of farmers in Puri district. The success of fish farming mostly depends on stocking of good quality fingerlings/yearlings in proper density and ratio, feeding and water quality management. Farmers mostly use Groundnut oil cake and rice bran as supplementary feed for which the FCR is comparatively more.</p> <p>Floating feed is the modern generation feed for producing farmed fish. Greatest advantages with the feed is efficient nutrient delivery system made possible to fish, low FCR and considerable reduction in grow out period. The farmer has stocked 5000 numbers of yearlings of Catla, Rohu, Mrigal and was applying Floating fish feed @ 1% of body weight daily. The FCR by using floating feed was 1.2 where as it was 2.1 by use of Groundnut oil cake and Rice bran.</p>
Economic impact	With the use of Floating fish feed the farmer became able to reduce the cost of cultivation by Rs 24,000 per ha with a reduction of culture period of 2 months. The farmer got a net profit of Rs2,23,000/ha/year
Social impact	Floating feed is safe because feed ingredients can be pasteurized or sterilized during feed extrusion operation thus reducing the effects of feed on the health of aquatic animals and water quality.
Environmental impact	Better water quality is maintained, helps in low occurrence of diseases resulting in better survival and a healthy pond bottom.
Horizontal/ Vertical spread	The technology has been widely accepted by other fish growers of the district. Now more than 1200 ha water area is utilized for pisciculture by use of Floating feed and the demand for floating feed is increasing day by day. Farmer- Scientist interaction, training

programmes are also conducted for dissemination of the technology.



3.8. Give details of innovative methodology or innovative technology of Transfer of Technology developed and used during the year

Sl. No.	Name/ Title of the technology	Name/ Details of the Innovator(s)	Brief details of the Innovative Technology

3.9. a. Give details of indigenous technology practiced by the farmers in the KVK operational area which can be considered for technology development (in detail with suitable photographs)

Sl. No.	Crop / Enterprise	ITK Practiced	Purpose of ITK

b. Give details of organic farming practiced by the farmer

Sl. No.	Crop / Enterprise	Area (ha)/ No. covered	Production	No. of farmers involved	Market available (Y/N)
1	Rice	0.8	37q/ha	1	N
2	Vegetables	1	180 q/ha	1	N

3.10. Indicate the specific training need analysis tools/methodology followed by KVKs

Sl. No.	Brief details of the tool/ methodology followed	Purpose for which the tool was followed
1	<ul style="list-style-type: none"> <li>➤ Participatory Rural Appraisal Survey method,</li> <li>➤ Semi-structured questionnaires, Technology gap</li> </ul>	Preparation of Action Plan

	analysis, ➤ Research-Extension Interface Meet, ➤ Focused Group Discussion	
--	---	--

## 3.11. a.Details of equipment available in Soil and Water Testing Laboratory

Sl. No	Name of the Equipment	Qty.
1	Mridaparikshak mini kit	2

## 3.11.b. Details of samples analyzed so far :

Number of soil samples analyzed			No. of Farmers	No. of Villages	Amount realized (in Rs.)
Through mini soil testing kit/labs	Through soil testing laboratory	Total			
243	0	243	689	26	0

## 3.11.c. Details on World Soil Day

Sl. No.	Activity	No. of Participants	No. of VIPs	Name (s) of VIP(s)	Number of Soil Health Cards distributed	No. of farmers benefitted
1	Exhibition Farmer Scientist Interaction	250	12	DDA,Puri, Chairman satyabadi, ZP Member of Puri, Representative of MLA Satyabadi, DAO Sakhigopal, Chairman ATMA, S.Scientist RRTTS, DFO,Puri, DNO,APICOL, ADH,Puri, AAO,Satyabadi Soil Chemist ,Puri	2	200

## 3.12. Activities of rain water harvesting structure and micro irrigation system- NA

No of training programme	No of demonstrations	No of plant material produced	Visit by the farmers	Visit by the officials

## 3.13. Technology week celebration-NA

Type of activities	No. of activities	Number of participants	Related crop/livestock technology

## 3.14. RAWE/ FET programme - is KVK involved? (Y/N)

No of student trained	No of days stayed
15	30

ARS trainees trained	No of days stayed
12	2

## 3.15. List of VIP visitors (Minister/ MP/MLA/DM/VC/Zila Sabhadipati/Other Head of Organization/Foreigners)

Date	Name of the person	Purpose of visit
3 <sup>rd</sup> Tuesday of Every Month(9 No)	Extn. personnels	RE meeting
12.12.18	Farmers from Jagatsinghpur	Quality seedling, disease & pest management of paddy, training programme on STBF, Mushroom cultivation
15.12.18	Scientist from CIWA	Discussion of convergence programme on ATMA & KVK
19.12.18	Joint director Inf.DEE,RF IC, DEE	Review on cyclonic damage



28.12.18	Scientist from CTCRI, IWA,	Farm visit
28.12.18	Input dealers, RITE, Dhenkanal	Farm visit
02.09.18	Extn. personnels	Visit of KVK Farm
20.8.18	Students	RAWE student
20.8.18	Students	Farm Visit ARS qualified students & Interaction with KVK Scientist

#### 4. IMPACT

##### 4.1. Impact of KVK activities (Not to be restricted for reporting period).

Name of specific technology/skill transferred	No. of participants	% of adoption	Change in income (Rs.)	
			Before (Rs./Unit)	After (Rs./Unit)
Greengram Seed treatment with Imidacloprid 600FS@5ml/kg seed, Instalation of YST@25/ha, alternate spraying of Neem oil (300ppm)@2.5ltr/ha and Difenthiuron 50% WP@500gm/ha at 10 days interval at 40 DAS - YMV management in Greengram	75	45	8500	13500
Soil application of neem cake @2.5 qt/ha, Installation of Blue sticky traps @50nos/ha, & need based application of Difenthiuron @1gm/lt & Spiromesifen 240 SC @ 0.6ml/ lit alternately at 10 days interval - Integrated management for thrips & mites in Chilli	20	37	49235	70800
Artificial pollination in pointed gourd (Plucking male flowers, collection of pollens, diluting with water, sieving using a net & pollinating female flowers	10	12	170950	268960
Stocking of grow out ponds with Catla:Jayanti Rohu:Mrigal fingerlings@ 3000:4000:3000 nos per ha	15	23	155500	187650
Cultivation in agro shade net house (75%) with substrate treatment in lime solution (2%)	30	42	20/bed	45/bed

NB: Should be based on actual study, questionnaire/group discussion etc. with ex-participants

## 4.2. Cases of large scale adoption

(Please furnish detailed information for each case)

Horizontal spread of technologies	
Technology	Horizontal spread
Submergence tolerant variety Swarna Sub-1	No. of villages:48, No. of Farmers:175
YMV management in greengram	44 no./ 28.2 ha.
Use of floating feed in pisciculture	25 no./15 ha.
Use of Jayanti rohu for composite Pisciculture	42 no./36.5 ha.
Cultivation of mushroom in in agro shade net house	No. of villages:27, No. of Farmers:87

Give information in the same format as in case studies

## 4.3. Details of impact analysis of KVK activities carried out during the reporting period

Sl. No.	Brief details of technology	Impact of the technology in subjective terms	Impact of the technology in objective terms

## 4.4. Details of innovations recorded by the KVK

**Innovation-I**

Thematic area	Fish Feed Management
<b>Name of the Innovation</b>	An innovative Approach for Enhance Production
Details of Innovator	Naresh Chandra Swain Address : At .Akhupada, Po- Charushree, Dist-Puri Age : 47 Educational Qualification : +3 Land Holding: 12AC (6 AC pond area)
Back ground of innovation	Low fish yield due to less plankton density and improper feed method and schedule
Technology details	➤ Use of Self made Boat for feeding and manuring in nursery pond:- Boat is made up of GI plate and pipe for application of lime, cow dung etc. This is a very easy less time consuming and an efficient process

	<ul style="list-style-type: none"> <li>➤ Water discharge system:- Water through football and pipe from higher level to lower level without installation of any inlet &amp; outlet pipe.</li> <li>➤ Zooplankton production through application of GNOC mixing with molasses in 2:1 Ratio.</li> <li>➤ Economics / Profitability of innovation /practices/technologies: Bag filled with feed are hanged at equal intervals in a long rope 2lit empty water battles are tied at the base of each feed bag to keep it in floating condition for efficient feeding 27% increase in yield gives Rs.30, 000/- net profit per ha</li> </ul>
Practical utility of innovation	Zoo plankton production through application of GNOC with Molasses(2:1) plankton density 2ml/50 lit water

## Action Photographs:

**Innovation-II**

Thematic area	Mushroom Production
Name of the Innovation	Paddy straw bundle cutter for mushroom cultivation
Details of Innovator	Name: Sri. Sanjit Mohanty Address : Vill- Daisapatna, Pipili, Puri Age : 41 Educational Qualification- M.A. in Economics Land Holding- 3acre
Back ground of innovation	Drudgery in paddy straw bundle cutting motivate him to do the innovation
Technology details	<ul style="list-style-type: none"> <li>➤ An electrically operated straw cutting machine exclusively for paddy straw mushroom cultivation with an efficiency of 500 bundles straw per hours</li> </ul>

	➤ 20 % labour and time saving gives additional income Rs.26, 000/per annum
Practical utility of innovation	<ul style="list-style-type: none"> <li>➤ In traditional method one farmer can able to cut the straw 200-300 bundles per hours, but adopting the new method one can easily cut 400-500 bundles of straw per hours</li> <li>➤ In traditional method the straw bundles are not in uniform size. But by the new method prepared straw bundles are uniform in size.</li> <li>➤ In old method the straw cutting process is very hard &amp; expensive, but by the new method it is very easy suitable &amp; cost effective.</li> <li>➤ Therefore a large number of mushroom growers are using this technology and getting maximum benefits than conventional straw cutting method</li> </ul>

#### Action Photographs:



#### 4.5. Details of entrepreneurship development

Entrepreneurship development	
Name of the enterprise	Mushroom
Name & complete address of the entrepreneur	Mr.Ranjan Behera Village-Sanabhimadaspur Block-Satyabadi Dist-Puri
Role of KVK with quantitative data support:	<ul style="list-style-type: none"> <li>❖ Capacity Building on Spawn production &amp; mushroom production throughout the year</li> <li>❖ Paddy straw Mushroom cultivation inside Poly house</li> </ul>

	<ul style="list-style-type: none"> <li>❖ Vermicomposting from Spent mushroom substrate</li> <li>❖ Mushroom cultivation in Shednet</li> <li>❖ Linkage with NHM</li> </ul>																																												
Timeline of the entrepreneurship development	He started mushroom cultivation in his Coconut orchard in 2010 and adopted different new technologies from KVK to enhance his enterprise production till today.																																												
Technical Components of the Enterprise	Off season mushroom cultivation Scientific management Varietal evaluation of different mushroom strains																																												
Status of entrepreneur before and after the enterprise	<table border="1"> <thead> <tr> <th rowspan="2">Crop/ Enterprise</th> <th colspan="2">Before Intervention</th> <th colspan="2">After Intervention</th> </tr> <tr> <th>Production (Area/ No. of Beds)</th> <th>Net Income (Rs.)</th> <th>Production (Area/ No. of Beds)</th> <th>Net Income (Rs.)</th> </tr> </thead> <tbody> <tr> <td>Paddy</td> <td>84q (3.0 ha)</td> <td>1,20,000</td> <td>90 q (3.0 ha)</td> <td>1,30,000</td> </tr> <tr> <td>Mushroom Spawn</td> <td>12,000 Bottles</td> <td>60,000</td> <td>20,000Bottles</td> <td>1,00,000</td> </tr> <tr> <td>Paddy straw mushroom</td> <td>4050 kg (5400 Beds)</td> <td>1,48,500</td> <td>4320 kg (5400 Beds)</td> <td>2,05,200</td> </tr> <tr> <td>Paddy straw mushroom in poly house</td> <td>-</td> <td>-</td> <td>900kg (1500 Beds)</td> <td>45,000</td> </tr> <tr> <td>Oyster mushroom (4 months)</td> <td>2420 kg (1100 Bags)</td> <td>93,500</td> <td>3360 kg (1200 Bags)</td> <td>1,04,400</td> </tr> <tr> <td>Vermi-composting from spent mushroom</td> <td>-</td> <td>-</td> <td>20 q</td> <td>20,000</td> </tr> <tr> <td>Total</td> <td></td> <td>4,22,000/-</td> <td>-</td> <td>6,04,600/-</td> </tr> </tbody> </table>	Crop/ Enterprise	Before Intervention		After Intervention		Production (Area/ No. of Beds)	Net Income (Rs.)	Production (Area/ No. of Beds)	Net Income (Rs.)	Paddy	84q (3.0 ha)	1,20,000	90 q (3.0 ha)	1,30,000	Mushroom Spawn	12,000 Bottles	60,000	20,000Bottles	1,00,000	Paddy straw mushroom	4050 kg (5400 Beds)	1,48,500	4320 kg (5400 Beds)	2,05,200	Paddy straw mushroom in poly house	-	-	900kg (1500 Beds)	45,000	Oyster mushroom (4 months)	2420 kg (1100 Bags)	93,500	3360 kg (1200 Bags)	1,04,400	Vermi-composting from spent mushroom	-	-	20 q	20,000	Total		4,22,000/-	-	6,04,600/-
Crop/ Enterprise	Before Intervention		After Intervention																																										
	Production (Area/ No. of Beds)	Net Income (Rs.)	Production (Area/ No. of Beds)	Net Income (Rs.)																																									
Paddy	84q (3.0 ha)	1,20,000	90 q (3.0 ha)	1,30,000																																									
Mushroom Spawn	12,000 Bottles	60,000	20,000Bottles	1,00,000																																									
Paddy straw mushroom	4050 kg (5400 Beds)	1,48,500	4320 kg (5400 Beds)	2,05,200																																									
Paddy straw mushroom in poly house	-	-	900kg (1500 Beds)	45,000																																									
Oyster mushroom (4 months)	2420 kg (1100 Bags)	93,500	3360 kg (1200 Bags)	1,04,400																																									
Vermi-composting from spent mushroom	-	-	20 q	20,000																																									
Total		4,22,000/-	-	6,04,600/-																																									
Present working condition of enterprise in terms of raw materials availability, labour availability, consumer preference, marketing the product etc. (Economic viability of the enterprise):	Raw material availability-Paddy straw from his own farm Labour engaged throughout the year-2 Consumer preference-Increasing for paddy straw mushroom and value added products of oyster mushroom Marketing-Puri and Bhubaneswar market Net income-Rs.6,04,600/- per annum																																												
Horizontal spread of enterprise	For his outstanding innovations and adoption of new interventions from KVK in the field																																												

of mushroom sector recognized him as master trainer of PURI district.  
Commercial mushroom entrepreneur-14

#### Action Photographs:



4.6. Any other initiative taken by the KVK

#### 5. LINKAGES

5.1. Functional linkage with different organizations

Name of organization	Nature of linkage
OLM, DSMS, CDB, DIC, MSME, CIWA, F&N Board, GoI, Dept of Horticulture, Agriculture, Fishery, Animal Husbandry, CARI, CROP PRODUCTIONDO- ICAR, IRRI, CSISA, RKVY, Reliance foundation, AIR, DD	Project proposal, Exhibition, Inputs, Exposure visit, Financial linkage for enterprenureship development, resource person, Head to Head trial, Infrastructure development, Technical support, Advisory, Mass dissemination of technology
CIFA, Bhubaneswar	Procurement of IMC spawn & fry
OUAT, Bhubaneswar	Procurement of Paddy seeds, Planting Materials, Tricho cards, Poultry, mushroom mother spawn
CHES, Bhubaneswar	QPM of fruits & Vegetables
OSSC, Bhubaneswar	Sale of foundation seed of paddy

5.2. List of special programmes undertaken during 2018-19 by the KVK, which have been financed by ATMA/ Central Govt/ State Govt./NABARD/NHM/NFDB/Other Agencies **(information of previous years should not be provided)**

a) Programmes for infrastructure development

Name of the programme/ scheme	Purpose of programme	Date/ Month of initiation	Funding agency	Amount (Rs.)

(b) Programme for other activities (training, FLD, OFT, Mela, Exhibition etc.)

Name of the programme/ scheme	Purpose of programme	Date/ Month of initiation	Funding agency	Amount (Rs.)
Live web telecast of Hon'ble PM, with SHGs	Awareness	12.7.18	ICAR	3918
Live web telecast of Hon'ble PM, with farmers	Awareness	20.6.18	ICAR	35059
World Coconut Day	Awareness	2.9.18	OUAT	6000
Swachha Bharat Activity	Awareness	October, December	ICAR	16568
World Soil Health Day	Awareness	5.12.18	ICAR	23450

## 6. PERFORMANCE OF INFRASTRUCTURE IN KVK

6.1. Performance of demonstration units (other than instructional farm)

Sl. No.	Name of demo Unit	Year of estt.	Area(Sq .mt)	Details of production			Amount (Rs.)		Remarks
				Variety/breed	Produce	Qty.	Cost of inputs	Gross income	
1	Low cost Bamboo	2018-19	72	V.volvaceae	FreshMushroo	40.2	3647	4020	Public Sale

	structured Mushroom Unit			P.sajorcaju	m	45	1370	2250	
2	Pisciculture								
3	Low cost Polyhouse	2018-19	100	Vegetable	Seedlings/Saplings	4100		14250	Public Sale & Distributed in FLD Programmes
4									
5									
6									
7									
	Total								

## 6.2. Performance of Instructional Farm (Crops)

Name Of the crop	Date of sowing	Date of harvest	Area (ha)	Details of production			Amount (Rs.)		Remarks
				Variety	Type of Produce	Qty.(q)	Cost of inputs	Gross income	
Paddy	5.7.18 to 11.7.18	26.12.18 to 29.12.18	5.6	CR-1009-Sub-1	FS	20511(Damaged due to FANI)	340000	560735 (Expected)	Unprocessed
			2.4	Swarna Sub-	FS	120	142000	303100 (Expected)	Unprocessed



				1					
			4.0 (2.0 damaged due to TITILI)	Swarn a Sub- 1	CS	80 10(Dama ged due to FANI)	190000	190190 (Expected)	Unprocessed
Bla ckg ram	19.1.1 9 to 25.1.1 9	21.4.1 9 to 30.4.1 9	6.0	PU-31	CS	7 9( Damaged due to FANI)	110000	66780	Unprocessed

### 6.3.Performance of Production Units (bio-agents / bio pesticides/ bio fertilizers etc.,)

Sl. No.	Name of the Product	Qty. (Kg)	Amount (Rs.)		Remarks
			Cost of inputs	Gross income	
1.	Vermicompost	400	2000	4000	Produce used in KVK Instructional Farm
2	Vermiculture	4		2000	Sale to farmers

### 6.4.Performance of instructional farm (livestock and fisheries production)

Sl. No	Name of the animal / bird / aquatics	Details of production			Amount (Rs.)		Remarks
		Breed	Type of Produce	Qty.	Cost of inputs	Gross income	
1.	Fish	IMC(Catla, Jayantirohu&Mrigal)	Fingerlings and yearlings	58000	18,800	76,200	
2.							
3.							

### 6.5. Utilization of hostel facilities- NA

Accommodation available (No. of beds)

Months	No. of trainees stayed	Trainee days (days stayed)	Reason for short fall (if any)
Total :			

(For whole of the year)

#### 6.6.Utilization of staff quarters- NA

Whether staff quarters has been completed:

No. of staff quarters:

Date of completion:

Occupancy details:

Months	Q I	Q II	Q III	Q IV	Q V	Q VI

### 7. FINANCIAL PERFORMANCE

#### 7.1. Details of KVK Bank accounts

Bank account	Name of the bank	Location	Account Number
Current	SBI	Sakhigopal, Puri	11346446097
Current	SBI	Sakhigopal, Puri	30356069907

#### 7.2.Utilization of funds under CFLD on Oilseed (*Rs. In Lakhs*)

Item	Released by ICAR		Expenditure		Unspent balance as on -
	Kharif	Rabi	Kharif	Rabi	
Greengram ,B lackgram		540000		540000	NIL

Technology Agent		60000		60000	Nil
	<b>Total</b>	600000		600000	Nil

7.3. Utilization of funds under CFLD on Pulses (*Rs. In Lakhs*)

Item	Released by ICAR		Expenditure		Unspent balance as on 1 <sup>st</sup> April 2019
	Kharif	Rabi	Kharif	Rabi	
<b>BLACKGRAM</b>					
i) Critical input		243000		249982	-(6982)
ii) TA/DA/POL etc. for monitoring		9000		8898	102
iii) Extension Activities (Field day)		7500		7500	
iv) Publication of literature		7500		8232	-(732)
Contingencies		3000		3000	
Total		270000		277612	-(7612)*
<b>GREENGRAM</b>					
i) Critical input		243000		234890	8110
ii) TA/DA/POL etc. for monitoring		9000		9102	-(102)
iii) Extension Activities (Field day)		7500		7500	
iv) Publication of literature		7500		7896	-(396)
Contingencies		3000		3000	
Total		270000		262388	7612

\* Rs. (-7612)/- has been adjusted in Greengram budget.

7.4. Utilization of **KVK funds during the year 2018-19 (Not audited)** (*Rs. In Lakhs*)

Sl. No.	Particulars	Sanctioned	Released	Expenditure
<b>A. Recurring Contingencies</b>				
1	Pay & Allowances	1,19,00,000	11650090	
2	Traveling allowances	1,20,000	75000	75000
3	Contingencies	11,00,000	11,00,000	11,00,000
A	OE & POL	3,60,000	3,60,000	359922.50
B	Training, Meals, Training IS, Training RY	2,70,000	2,70,000	269894

C	FLD	1,80,000	1,80,000	179975
D	OFT	90,000	90,000	90053
E	Soil & Water testing & Issue of Soil Health Card	0	0	0
F	Maintenance of building	0	0	0
G	SCSP Contingency	2,00,000		198955.50
H		0	0	0
I		0	0	0
J	Swachhta Expenditure	0	0	0
K	ASCI	359440	329200	329200
L	ARYA	306000	304800	304800
TOTAL (A)		755,440	12449090	1807800
B. Non-Recurring Contingencies				
1	Works			
	a. Administrative building 2 <sup>nd</sup> instalment	54,00,000		
	b. Farmers hostel 2 <sup>nd</sup> instalment	49,10,000		
2	Vehicle	8,00,000		
3	Library	10,000		
4				
TOTAL (B)				
C. REVOLVING FUND				
GRAND TOTAL (A+B+C)				

7.5. Status of revolving fund (Rs. in lakh) for last three years

Year	Opening balance as on 1 <sup>st</sup> April	Income during the year	Expenditure during the year	Net balance in hand as on 1 <sup>st</sup> April of each year (Kind + cash)
2015-16	4,45,528	2,14,702.00	6,59,415.75	814.25
2016-17	814.25	15,12,310.75	14,89,377.50	23747.50
2017-18	O.B-23747.50 Loan DEE+ 2,00,000	14,13,226	768915.99	4,22,717 (Loan for pulse and world soil day) 4,00,000 (DEE profit & loan amount) Closing Balance :46230.01

2018-19	46230.01	1462682	841571.70	1021257.31 Paddy seed unprocessed- 400q Blackgram
---------	----------	---------	-----------	---

- 7.6. (i) Number of SHGs formed by KVKs- 4  
(ii) Association of KVKs with SHGs formed by other organizations indicating the area of SHG activities  
8-(Mushroom, Apiary, Value addition, Fishery, Poultry)  
(iii) Details of marketing channels created for the SHGs- OLM, DIC, MSME, Exhibitions, Kisan Mela
- 7.7. Joint activity carried out with line departments and ATMA

Name of activity	Number of activity	Season	With line department	With ATMA	With both
World Soil Health Day	1	Rabi			√
RE Linkage Meeting	10	3 <sup>rd</sup> Tuesday of every Month			√
Live Web Telecast of Hon'ble PM with SHGs	1	Kharif	√		
SMS Workshop	12	Round the year	√		
NFSM Field Visit	8		√		

## 8. Other information

### 8.1. Prevalent diseases in Crops

Name of the disease	Crop	Date of outbreak	Area affected (in ha)	% Commodity loss	Preventive measures taken for area (in ha)
Stem borer	Paddy	November	26000	30-40	Nursery treatment with cartap hydrochloride 4G@ 0.8 kg a.i. per hectare, + alternate spraying of neem oil 3000ppm and Indoxacarb 18.5SL@1ml/litre at 55DAT + twice release of T. chilonis @ 50,000/ha 7days after spraying.
Sheath blight	Paddy	September	15000	20-30	Seed treatment with Vitavax power+Spraying with (Trifloxystrobin + trebuconazol)
YMV	Blackgram Green gram	Feb-March	40000	50-60	Seed treatment with Imidacloprid 600 FS @ 5 ml / kg seed + Yellow sticky trap @ 50/ha + Neem oil 5 @5ml/lit spray on appearance of white fly on YST + Spraying of Diafenthiuron 50 WP @ 312.5 g a.i./ha

## 8.2. Prevalent diseases in Livestock/Fishery- No reporting in the operational area

Name of the disease	Species affected	Date of outbreak	Number of death/ Morbidity rate (%)	Number of animals vaccinated	Preventive measures taken in pond (in ha)

## 9.1. Nehru Yuva Kendra (NYK) Training-NA

Title of the training programme	Period		No. of the participant		Amount of Fund Received (Rs)
	From	To	M	F	

## 9.2. PPV &amp; FR Sensitization training Programme

Date of organizing the programme	Resource Person	No. of participants	Registration (crop wise)	
			Name of crop	No. of registration

9.3. *mKisan* Portal (National Farmers' Portal/ SMS Portal)

Type of message	No. of messages	No. of farmers covered
Crop	19	72885
Livestock	4	72885
Fishery	6	72885
Weather	2	72885
Marketing	2	72885
Awareness	4	72885
Training information	0	72885
Other	8	72885
<b>Total</b>		72885

9.4. *KVK* Portal and Mobile App

Sl. No.	Particulars	Description
1.	No. of visitors visited the portal	
2.	No. of farmers registered in the portal	342
3.	Mobile Apps developed by KVK	No
4.	Name of the App	
5.	Language of the App	
6.	Meant for crop/ livestock/ fishery/ others	
7.	No. of times downloaded	

## 9.5. a. Observation of Swachh Bharat Programme

Date/ Duration of Observation	Activities undertaken
27.12.18	Toilet pit-digging exercise and other toilet construction activities
18.12.18-22.12.18	Organizing cleaning of streets, drains and back alleys through awareness drives
20.12.18	Organizing waste collection drives in households and common or shared spaces
21.12.18	Conducting door-to-door meetings to drive behaviour with respect to sanitation behaviours
28.12.18	Organizing awareness campaigns around better sanitation practices like using a toilet, hand washing, health and hygiene awareness, etc.
31.12.18	Performing Swachhata related Nukkad Nataks/ street plays, folk song and dance performances
29.12.18	Conducting Village or School-level rallies to generate awareness about sanitation
23.12.18	Volunteering for segregation of solid waste into non-biodegradable and biodegradable waste
19.12.18	Mobilizing community to build compost pits, where organic matter decomposes to form manure

## b. Details of Swachhta activities with expenditure

Activities	Number	Expenditure (in Rs.)
1. Digitization of office records/ e-office	12	0
2. Basic maintenance		
3. Sanitation and SBM		
4. Cleaning and beautification of surrounding areas	120	33,600
5. Vermicomposting/ Composting of biodegradable waste management & other activities on generate of wealth for waste	1	4800

6. Used water for agriculture/ horticulture application		
7. Swachhta Awareness at local level	2	-
8. Swachhta Workshops	1	-
9. Swachhta Pledge	2	-
10. Display and Banner	2	600
11. Foster healthy competition	-	
12. Involvement of print and electronic media	-	
13. Involving the farmers, farm women and village youth in the adopted villages (no of adopted village)	5	2000
14. No of Staff members involved in the activities	12	-
15. No of VIP/VVIPs involved in the activities	4	-
16. Any other specific activity (in details)		
<b>Total</b>		

## 9.6. Observation of National Science day- NA

Date of Observation	Activities undertaken

## 9.7. Programme with Seema Suraksha Bal/ BSF- No

Title of Programme	Date	No. of participants

## 9.8. Agriculture Knowledge in rural school

Name and address of school	Date of visit to school	Areas covered	Teaching aids used
Govt. Girls High School, Sakhigopal	3.12.18	Awareness on Agriculture advancements and scope	Projector, White Board Marker Pen ,Leaflet, Flex
			



Give good quality 1-2 photograph(s)

#### 9.9. Details of 'Pre-Rabi Campaign' Programme

Date of programme	No. of Union Ministers attended the programme	No. of Hon'ble MPs (Loksabha/Rajyasabha) participated	No. of State Govt. Ministers	Participants (No.)							Coverage by Door Darshan (Yes/No)	Coverage by other channels (Number)
				MLAs Attended the programme	Chairman ZilaPanchayat	Distt. Collector / DM	Bank Officials	Farmers	Govt. Officials, PRI members etc.	Total		

#### 9.10. Details of Swachhta Hi Sewa programme organized

Sl. No.	Activity	No. of villages Involved	No. of Participants	No. of VIPs	Name (s) of VIP(s)
1	Toilet pit-digging exercise and other toilet construction activities	Dinaudhharana	12		
2	Organizing cleaning of streets, drains and back alleys through awareness drives	KVK Campus	12		
3	Organizing waste collection drives in households and common or shared spaces	Lokapala	20		
4	Conducting door-to-door meetings to drive behaviour with respect to sanitation behaviours	Machhapada	8		
5	Organizing awareness campaigns around better sanitation practices like using a toilet, hand washing, health and hygiene awareness, etc.	Dopata	18		
6	Performing Swachhata related Nukkad Nataks/ street plays, folk song and dance performances	Konarka	100		
7	Conducting Village or School-level rallies to generate awareness about sanitation	Sanabhimadaspur	50		
8	Volunteering for segregation of solid waste into non-biodegradable and biodegradable waste	Bharatipur	50		

9	Mobilizing community to build compost pits, where organic matter decomposes to form manure	Oterkera	25		
10	Mobilizing community to build compost pits, where organic matter decomposes to form manure	Nuasahi	50		
11	Volunteering for segregation of solid waste into non-biodegradable and biodegradable waste	KVK Campus cleaning	13		
12	Conducting Village or School-level rallies to generate awareness about sanitation	Govt.Girls' High School, Sakhigopal	105		
13	Organizing awareness campaigns around better sanitation practices like using a toilet, hand washing, health and hygiene awareness, etc.	Primary School Adangapada	44		
14	Conducting door-to-door meetings to drive behaviour with respect to sanitation behaviours	Othaka	24		
15	Organizing cleaning of streets, drains and back alleys through awareness drives	Sea Beach, Puri	Mass	-	-

#### 9.11. Details of Mahila Kisan Divas programme organized

Sl. No.	Activity	No. of villages Involved	No. of Participants	No. of VIPs	Name (s) of VIP(s)
1	1	8	26		

#### 9.12. No. of Progressive/ Innovative/ Lead farmer identified (category wise)

Sl.No.	Name of Farmer	Address of the farmer with contact no.	Innovation/ Leading in enterprise
1.	Mr.Ganesh Naik,	Gop, 9777597284	Paddy seed, coconut
2.	Mr.Dilip Ku.Baral,	Resinga, Nimapada, 9238987387	Pulse
3.	Mr.Jayakrushna Pradhan,	Ghoradia, Delanga, 9583301826	Groundnut
4.	Mr. Bhagirathi Barik,	Dalavanapur, Nimapada, 923574297	Exotic vegetables, Banana
5.	Mr. Kailash Sahu,	Subarnapur, Gop 9861452759	Pond based IFS system
6.	Mr.Madan Mohan	Gop, 9583829352	Prawn, Nursery

	Dalei,		
7.	Mr. Ullasa Naik,	Astaranga, 9937476408	Prawn
8.	Mr. Manas Jena,	Gadapadanpur, Nimapada, 9937023044	Papaya, Coconut
9.	Mr. Sumant Rout	naruda, Nimapada, 7873730264	Vegetable, Banana
10.	Mr. Bulu Panda,	Gadachandapur, Nimapada, 9668155367	Vegetables, Coconut
11.	Mr. Manguli Sahu,	Ganeswarpur, Gop, 9439914949	Pond based IFS system
12.	Mr. Susanta Pradhan,	Barkera, Delanga, 7381778803	Ridge gourd
13.	Mr. Krishna Raju,	Baliput, Gop, 9438733832	Pond based IFS system
14.	Mr. Satrughna Panda,	Jadupur, Kakatpur 7873526765	Pond based IFS system
	Ranjan Behera	Oterkera, 977788896	Mushroom
15.	Mr. Deepak Pradhan.	Kanasha, 9237061095	Prawn
16.	Mr. Mana Singh,	Delanga, 9437280609	Farm mechanization
17.	Mr. Milan Rout,	Pipili, 9437024058	Poultry
18.	Mr. Debashis Mohanty,	Gopalpur, Nimapada, 9861157376	Fish seed
19.	Mr. Sanjit Mohanty,	Jayaspatna, Pipili, 9437278721	Mushroom and mushroom spawn production
20.	Krushna Das	Gualigorada, Satyabadi, 9777791349	Pond based IFS
21.	Babuli parida	Adangapada, Pipili 9668323088	Mushroom cultivation
22.	Namita Swain	Baulapada, Nimapada 9776073925	Mushroom Spawn
23.	Ranju Biswal	Dubuduba, Satyabadi 7978757460	Coconut, Vegetable & Honey bee
24.	Santosh Jena	Jadupur Krushna prasad, 90907656	Organic farming, Vermicompost, Poultry
25.	Lingaraj Bhola	Odamba, Gop, 9853352816	Dairy Farm
26.	Namesh Ch. Swain	Akhupada Puri Sadar. 8763938803	Pisciculture
27.	Lingaraj Patra	Sarada, Gop 8093513753	Poultry
28.	Khetrāmohan Pradhan	Bagulei, Gop, 9658272538	Fish fingerling, vegetable
29.	Basudev Nayak	Subarnapur, Gop 9040185110	Dairy Farm

## 9.13. Revenue generation

Sl.No.	Name of Head	Income(Rs.)	Sponsoring agency
1.			
2.			
3.			

## 9.14. Resource Generation: NA

Sl.No.	Name of the programme	Purpose of the programme	Sources of fund	Amount (Rs. lakhs)	Infrastructure created

## 9.15. Performance of Automatic Weather Station in KVK : NA

Date of establishment	Source of funding i.e. IMD/ICAR/Others (pl. specify)	Present status of functioning

## 9.16. Contingent crop planning

Name of the state	Name of district/KVK	Thematic area	Number of programmes organized	Number of Farmers contacted	A brief about contingent plan executed by the KVK
Odisha	PURI				

## 10. Report on Cereal Systems Initiative for South Asia (CSISA): NA

a) Year:

b) Introduction / General Information:

	Title	Objective	Treatment details	Date of sowing	Replication	Result with photographs
Experiment 1						
Experiment 2						

Experiment 3						
...						
..						
Others (If any)						

## 11. Details of TSP: NA

### a. Achievements of physical output under TSP during 2017-18

Programmes	Physical achievements
Asset creation (Number; Sprayer, ridge maker, pump set, weeder etc.)	
On-farm trials (Number)	
Frontline demonstrations (Number)	
Farmers training (in lakh)	
Extension personnel training (in lakh)	
Participants in extension activities (in lakh)	
Seed production (in tonnes)	
Planting material production (in lakh)	
Livestock strains and fingerlings production (in lakh)	
Soil, water, plant, manures samples testing (in lakh)	
Provision of mobile agro – advisory to farmers (in lakh)	
No. of other programmes (Swachha Bharat Abhiyaan, Agriculture knowledge in rural school, Planting material distribution, Vaccination camp etc.)	

### b. Fund received under TSP in 2017-18 (Rs. In lakh):

### c. Achievements of physical outcome under TSP during 2017-18

Sl. No.	Description	Unit	Achievements
1	Change in family income	%	
2	Change in family consumption level	%	

3	Change in availability of agricultural implements/ tools etc.	No. per household	
---	---	-------------------	--

## d. Location and Beneficiary Details during 2017-18

<i>District</i>	<i>Sub-district</i>	<i>No. of Village covered</i>	<i>Name of village(s) covered</i>	<i>ST population benefitted (No.)</i>		
				M	F	T

12. Progress report of NICRA KVK (Technology Demonstration component) during the period: NA  
(Applicable for KVKs identified under NICRA)

## Natural Resource Management

Name of intervention undertaken	Numbers under taken	No of units	Area (ha)	No of farmers covered / benefitted									Remarks	
				SC		ST		Other		Total				
				M	F	M	F	M	F	M	F	T		

## Crop Management

Name of intervention undertaken	Area (ha)	No of farmers covered / benefitted									Remarks	
		SC		ST		Other		Total				
		M	F	M	F	M	F	M	F	T		

## Livestock and fisheries



Detailed report should be provided in the circulated Performa

13. Awards/Recognition received by the KVK

Sl. No.	Name of the Award	Year	Conferring Authority	Amount	Purpose

Award received by Farmers from the KVK district

Sl. No.	Name of the Award	Name of the Farmer	Year	Conferring Authority	Amount	Purpose
1	Best women Entrepreneur	Mrs.Gauripriya Mahapatra	2018	ICAR	-	International women's Day
2	Progressive farmer	Mrs.Gauripriya Mahapatra	2018	OUAT	-	Foundation Day
3	Progressive farmer	Mr.Sudershan Barik	2018	OUAT	-	Foundation Day
4	Progressive farmer	Mrs.Laxmipriya Das	2018	State Govt.	-	Krishi Odisha
5	Progressive farmer	Mr.Ranjan Behera	2018	State Govt.	-	Krishi Odisha

14. Any significant achievement of the KVK with facts and figures as well as quality photograph

15. Number of commodity based organizations/ farmers' cooperative society/ FPO formed/ associated with during last one year (Details of the group/society may be indicated)

Sl. No.	Name of the organization/ Society	Trust Deed No.& date	Date of Trust Registration Address	Proposed Activity	Commodity Identified	No. of Members	Financial position (Rupees in lakh)	Success indicator
1	OM		22.8.16	Manufacture	Mushroom	30	6,00,000	➤ Motivated the interested





## 17. Technologies for Doubling Farmers' Income

Sl. No.	Name of the Technology	Brief Details of Technology (3- 5 bullet points)	Net Return to the farmer (Rs.) per ha per year due to adoption of the technology	No. of farmers adopted the technology in the district	One high resolution 'Photo' in 'jpg' format for each technology
<b>Module-1</b>					
<b>AES: Coastal Alluvial Command</b>					
1	Demonstration on Integrated weed management in transplanted rice	Application of Pretilachlor 30%EC @ 600ml/acre at 0 – 3 days of transplanting followed by Bispyribac sodium(80ml/acre) at 15-25 DAT	30139.4	23	
2	Demonstration on Integrated YMV management in Greengram	Seed treatment with imidacloprid 600FS @ 5gm/kg, installation YST@ 50/ha, alternate spraying of NSKE 5% & Dinotefuran 20SG @80 gm/ha	8385	35	
	Demonstration on fish breed Jayanti rohu	Jayanti Rohu	142500	14	
	Demonstration on mushroom cultivation in agro shed net	Cultivation in 75% shade net house in rack system with substrate treatment(125ml formalin/100 lit water) and 10% lime powder	Rs.16200/360beds/ 6 months	23	
<b>Module-2</b>					
<b>AES: Coastal Alluvial Non-command</b>					
	Demonstration on tissue culture banana var. Patakapura	Cultivation of tissue culture banana var. Patakapura	241026	15	

	Demonstration on Apiary in coconut orchard	<i>Apis cerena indica</i>	2240/box from honey	8	
	Demonstration on mushroom cultivation in agro shed net	Cultivation in 75% shade net house in rack system with substrate treatment(125ml formalin/100 lit water) and 10% lime powder	Rs./360beds/6months 122960	24	
	Demonstration of Vermicompost from agrowaste	Vermicompost using spent m. substrate (verm <i>E. foetida</i> )	Rs.4680/2tanks/ anum	12	
<b>Module-3</b>					
<b>AES: Coastal Alluvial Saline</b>					
	Greengram in fallow land	Greengram Var. IPM-02-14 fertilizer application as per STBR	13500	56	
	Demonstration on mushroom cultivation in agro shed net	Cultivation in 75% shade net house in rack system with substrate treatment(125ml formalin/100 lit water) and 10% lime powder	Rs./360beds/6months 14400/-	14	
	Demonstration of Vermicompost from agrowaste	Vermicompost using spent m. substrate (verm <i>E. foetida</i> )	Rs.2000/tank/ anum	4	

### 18. Report on Digital Farming Initiatives in Agriculture/ Digital Ag. Extension Service

Phase	Database prepared/ covered for		KVK level Committee		Various activity conducted for farmers
	Total no. of villages	Total no. of farmers	Date of formation	Name of members	
I (up-to 15.03.2018)	09	1415	-	-	-
II (up-to 24.04.218)	11	1827			
Total	20	3242			

















23. Any other programme organized by KVK, not covered above

Sl.No.	Name of the programme	Date of the programme	Venue	Purpose	No. of participants
1	ARYA	31.3.19	KVK,Puri	Training, Start up	20

24. Good quality action photographs of overall achievements of KVK during the year (best 10)

			
ARIAL VIEW OF INSTRUCTIONAL FARM KVK PURI	ARTIFICIAL POLLINATION OF POINTED GOURD TO ENHANCE FRUIT SETTING	DEMONSTRATION OF CYCLE WEEDER IN GROUNDNUT	DEMONSTRATION OF WATER TRAP IN CABBAGE TO CONTROL DBM
			
DEMONSTRATION ON NUTRITIONAL GARDEN	INSTALLATION OF BLUE STICKY TRAP IN CHILLI	MEASUREMENT OF PLANKTON CONC.	OFT3-ON VERMICOMPOSTING
			
MAHILA KISAN DIWAS CELEBRATION	LOKAPAL VILLAGE TEMPLE CLEANING	RESEARCH EXTN LINKAGE METING	TRAINING ON CFLD

\*\*\*